

JOBE WATERSPORTS

PRODUCT GUIDE 2026





A group of people are on a water raft on a large body of water, likely a lake or reservoir. The raft is moving across the water, leaving a white wake behind it. The background shows a range of mountains under a clear sky. The overall scene is bright and sunny, suggesting a summer day.

GETS YOU ON THE WATER

Jobe is for everyone. We are a community, a global movement, a family of real people, who are discovering the beauty of watersports.

We create unforgettable **#jobemoments** for everyone since 1974.

No matter who you are, no matter your age or size, no matter your background. When you want to get on the water, you will fit in our family. We develop our products with the greatest care and highest quality materials, every day again and again.

This is what **'gets you on the water'** means to us.

Join our family and share in our love for watersports.

INDEX

| | | | |
|------------------------------|------------|-------------------------------|------------|
| TOWABLES | 9 | WATERSKIS | 181 |
| How To Choose | 13 | How To Choose | 182 |
| Towables | 15 | Combo Skis | 183 |
| Accessories | 41 | Slalom Skis | 187 |
| | | Bindings | 189 |
| | | Accessories | 189 |
| LEISURE MUSTHAVES | 43 | WAKEBOARDS | 191 |
| Infinity | 45 | How To Choose | 195 |
| Seascooter | 55 | Wakeboards | 197 |
| Kickboard | 57 | Bindings | 201 |
| Floatables | 59 | Accessories | 202 |
| KAYAKS | 63 | WAKESURFERS | 203 |
| How to choose | 64 | How To Choose | 204 |
| Kayaks | 68 | Wakesurfers | 205 |
| Accessoires | 75 | Inflatable wakesurfer | 207 |
| STAND UP PADDLING | 77 | APPAREL & FOOTWEAR | 209 |
| How to choose | 79 | Bags | 211 |
| Aero Lite Boards | 81 | Shoes | 213 |
| Specialty series | 85 | Swimwear | 215 |
| Aero Premium Boards | 89 | Casual Clothing | 219 |
| Elite Boards | 101 | Glasses | 222 |
| Paddles | 109 | | |
| Accessories | 111 | | |
| VESTS | 115 | PROTECTIVE GEAR | 223 |
| How To Choose | 118 | Helmets | 224 |
| Men | 119 | Gloves | 225 |
| Women | 127 | Glasses | 225 |
| Unisex | 133 | Support | 225 |
| Kids | 141 | | |
| WETSUITS | 147 | BOAT ACCESSORIES | 227 |
| How To Choose | 150 | | |
| Men | 151 | COLLABORATIONS | 229 |
| Women | 159 | Brabus x Jobe | 231 |
| Kids | 165 | Axopar x Jobe | 237 |
| Accessories | 169 | Jeep x Jobe | 243 |
| MULTI POSITION BOARDS | 171 | COMMERCIAL PRODUCTS | 249 |
| How To Choose | 172 | | |
| Multi Position Boards | 173 | SIZE CHARTS | 259 |
| KNEEBOARDS | 175 | | |
| How To Choose | 176 | | |
| Kneeboards | 177 | | |

All product specifications and prices are subject to change without notice. 2026 Sport & Recreatie Den Bol B.V. all rights reserved.
© The colours of the original products might vary slightly from the displayed products due to the printing process. Jobe Sports International is the trade name of the company Sport en Recreatie Den Bol B.V. All our offers, order confirmations and contracts of sale are governed by the general terms and conditions of delivery of Sport en Recreatie Den Bol B.V., as filed with the Chamber of Commerce for Rivierenland in Tiel under trade register number 11033564

2026 PRODUCT INNOVATIONS

This is where innovation and our passion for adventure come together. This year, we've introduced entirely new ranges, upgraded many of your favorite products and added stunning new colorways. Our latest advancements focus on enhancing performance, comfort, and high-end quality, ensuring you get the most out of your water sports experience. Explore the future of water sports with Jobe!



P. 44 INFINITY PLATFORMS

Discover bold new shapes like never before, plus multiple docking options for PWCs, foils, and more. Create your own custom playground with modular platforms and expand your boat's chill-out zone in style.

P. 169 NEW APPAREL

Gear up with the new Neoprene Top and Shorts- designed for flexibility, comfort, and quick-dry performance during watersports sessions. Complete the look with the updated Discover Sneaker, now in two new colors.





P. 210 WATERPROOF
DUFFEL BAG

Discover our high-end dry bag collection, extended with the 40 liter duffel bag. Designed to click and connect effortlessly to our SUPs and kayaks – blending fashion with functionality!



P. 85 CONCEPT SERIES

A complete new range expertly designed for specific needs and unique adventures. Introducing the new Compact and Hybrid SUP.

P. 181 WATERSKI

Our latest waterskis feature a revolutionary design - unlike anything the sport has seen before. Sleek, daring, and unapologetically bold, it's built for those who ride to stand out.



MIX AND MATCH

Unleash your creativity with Jobe Sports' mix and match principle. Our innovative products can be seamlessly paired with each other, allowing you to craft the ultimate look for your water adventures. Create your perfect set and start making waves on the water!

↙ SUNSET PURPLE




↙ DEEP TEAL





ATLANTIC GREEN



STEEL & MIDNIGHT BLUE



TOWABLES



A FUNTUBE FOR EVERYONE

Jobe has been making the best inflatable products since 1974, and no matter where you are in the world, there's a big chance you've seen a towable of ours somewhere along the coastline.

With our knowledge and experience, we have been making summers awesome since the day we started and continue to do so!



EXCEPTIONAL SHAPES

A deck is just a deck right? Wrong! A Jobe deck is something different, something which makes us stand out. Instead of using industry standard mold which is used by everyone, we made our own to make something which just hits different and makes the most out of the original shape.

So shapes like our Scout, Aistream and many others have been tweaked to perfection! With edgy lines, unique shapes and great design, you have something which will have all the heads turning when you're towing!

FEATURES THAT MAKE THE DIFFERENCE

Our towables are thoughtfully designed with unique features that enhance your experience on the water.

They're equipped with a smart drainage system that reduces drag and improves fuel efficiency. Soft tops provide a cushioned, comfortable surface that's gentle on the skin, making long rides more enjoyable for everyone.

When it's time to get back on, the built-in boarding platform on the Ridge makes re-entry from the water quick and effortless.

It's all about smarter design for carefree rides.



TOWABLE EXCELLENCE

Experts say it's the combination of our high production standards and the use of high quality materials. We say it is because our towables are thoroughly tested and undergo multiple quality checks. Therefore we can guarantee the quality of our products with a 3 year warranty on every towable!

BOSTON VALVE
for quick inflation
and deflation.

PVC INNER
Gauges vary from 16G (kids tubes),
24G (1|2|3 person tube), 30G
(2|3|4 person tube) and 36G
for commercial products.



NYLON COVER
Deniers vary from 420D for
a 1|2 person tube, 840D for a
2|3 person tube and 1680D for
rental products.

HANDLES WITH NEOPRENE KNUCKLE GUARDS
for a comfortable ride.

NEOPRENE DECK PADS
for a comfortable ride
glued and stitched to the cover.



EXTRA SAFETY

Jobe towable tubes have extra durability and are extra safe because they consist of multiple air chambers. The combination with the Boston valve, which ensures air can only enter but not escape through the valve, makes Jobe towables a watersporter's favorite.

KEY FEATURES

- **BIGGER SIZES** For stability on the water
- **BOSTON VALVE** Designed to resist high pressure
- **DOUBLE-STITCHED NYLON** for extra durability.
- **COMFORTABLE HANDLES** with neoprene knuckle guards.
- **QUICK ROPE CONNECTOR**
- **NEOPRENE DECK PADS** for comfort and prevention of damage on the skin.
- **3 YEAR WARRANTY**

MORE THAN A RIDE








The rush, the thrill, the adrenaline. Feel the beating of your heart.
You never know what's next..

















Are you ready?



FIND THE PERFECT TOWABLE FOR ALL YOUR WATERSPORTS NEEDS

Jobe offers the biggest towable range in the market and we've got something for everyone, from thrillseekers to those who want to chill. Check out our overview and find the perfect towable which fits your needs.

| | DONUTS | DECKS |
|------------|---|---|
| 1 PERSON |  <p>RUMBLE 1P (P16) RIDGE 1P (P18) HOTSEAT 1P (P16)</p> |  <p>DROPLET 1P (P20) AIRSTREAM 1P (P22)</p> |
| 2 PERSONS |  <p>RUMBLE 2P (P16) RIDGE 2P (P18)</p> |  <p>DROPLET 2P (P20) AIRSTREAM 2P (P22) SCOUT 2P (P24) COMPOUND 2P (P26)</p> |
| 3 PERSONS |  <p>RUMBLE 3P (P16) RIDGE 3P (P18)</p> |  <p>DROPLET 3P (P20) AIRSTREAM 3P (P22) SCOUT 3P (P24) COMPOUND 3P (P26)</p> |
| 4 PERSONS | |  <p>AIRSTREAM 4P (P22) COMPOUND 4P (P26)</p> |
| 5+ PERSONS | | |

| SOFAS | BANANAS | SPECIAL SHAPES |
|---|--|---|
| | |  <p>SHARK TRAINER 1P (P36)</p> |
|  <p>PROTON 2P (P28)</p>  <p>BINAR 2P (P30)</p>  <p>SWATH 2P (P36)</p> |  <p>CHASER 2P (P38)</p> |  <p>TRIBAL 2P (P32)</p>  <p>SWITCH 2P (P36)</p>  <p>TROOPER 2P (P34)</p> |
|  <p>PROTON 3P (P28)</p>  <p>BINAR 3P (P30)</p> |  <p>CHASER 3P (P38)</p> |  <p>TRIBAL 3P (P32)</p>  <p>RODEO 3P (P34)</p> |
|  <p>BINAR 4P (P30)</p> |  <p>CHASER 4P (P38)</p> | |
| |  <p>WATERSLEDS - 3P 6P (P40)</p> | |





NEW

RUMBLE TOWABLE 1P

| | |
|--------------|-----------|
| Teal | 230126001 |
| Purple | 230126002 |
| Package Teal | 238826001 |

FEATURES

3 years warranty • Max 1 person • One way Boston valve • Quick connector for easy towing • 4 handles with neoprene knuckle guards • Safety chamber • 1 water drain • Partially covered • 420 denier nylon cover • 24 gauge PVC • Dimensions when inflated: Ø 117 x 44cm | Ø 46" x 17,3" • Dimensions when deflated: 137cm | 54



PACKAGE CONTAINS

Teal Rumble towable • Air pump 12V • 1 person tow rope • Ski flag orange • Quick release with wrist seal



NEW

RUMBLE TOWABLE 2P

| | |
|------|-----------|
| Item | 230226001 |
|------|-----------|

FEATURES

3 years warranty • Max 2 persons • One way Boston valve • Quick connector for easy towing • 4 handles with neoprene knuckle guards • Double stitched nylon • 840 denier nylon cover • 0,6 mm | 24 gauge PVC • Dimensions when inflated: 132 x 180 x 43cm | 51,9" x 70,8 x 16,9" • Dimensions when deflated: 145 x 190cm | 57" x 74,8"



NEW

RUMBLE TOWABLE 3P

| | |
|------|-----------|
| Item | 230326003 |
|------|-----------|

FEATURES

3 years warranty • Max 3 persons • One way Boston valve • Quick connector for easy towing • Double stitched nylon • 840 denier nylon cover • 24 gauge PVC • Dimensions when inflated: 138 x 239 x 43cm | 54,3" x 94" x 16,9" • Dimensions when deflated: 145 x 240cm | 57" x 94,5"





RIDGE TOWABLE 1P

Item 230122002
Package 238822003

FEATURES

3 years warranty • Max 1 person • One way Boston valve • Quick connector for easy towing • Water drains • 2 handles with neoprene knuckle guards • 420 denier nylon cover • 24 gauge PVC • Dimensions when inflated: 115 x 116 x 38cm | 45,3" x 45,7" x 15" • Dimensions when deflated: 120 x 120cm | 47,3" x 47,3"

PACKAGE CONTAINS

Ridge Towable 1p • Air pump 12V • 1 person tow rope • Ski flag orange • Quick release with wrist seal



RIDGE TOWABLE 2P

Item 230222003

FEATURES

3 years warranty • Max 2 persons • Boston valve • Quick rope connector • 4 handles with neoprene knuckle guards • 2 webbing handles • easy boarding platform • 840 denier nylon cover • 0,65 mm • double-stitched nylon • 26 gauge PVC • Dimensions when inflated: 175 x 157 x 43cm | 69" x 62" x 17" • Dimensions when deflated: 180 x 160cm | 71" x 63"



RIDGE TOWABLE 3P

Item 230322003

FEATURES

3 years warranty • Max 3 persons • Boston valve • Quick rope connector • 6 handles with neoprene knuckle guards • 2 webbing handles • neoprene deck pads • easy boarding platform • 840 denier nylon cover • 0,7 mm • double-stitched nylon • 28 gauge PVC • Dimensions when inflated: 172 x 217 x 43cm | 85,5" x 68" x 17" • Dimensions when deflated: 180 x 220cm | 86" x 71"





DROPLET TOWABLE 1P

Item 230125002
Package 238825002

FEATURES

3 year warranty • Max 1 person or 2 small kids • One way Boston valve • Quick connector for easy towing • 4 Handles with neoprene knuckle guards • Double stitched nylon • 420 Denier nylon Cover • 24 Gauge PVC • Dimensions when inflated: Ø 52.7" x 14.5" | Ø 134 x 37cm • Dimensions when deflated: 55" | 140cm



PACKAGE CONTAINS

Droplet 1p • Air pump 12V • Tow rope



DROPLET TOWABLE 2P

Item 230225001
Package 238825003

FEATURES

3 year warranty • Max 2 persons • One way Boston valve • Quick connector for easy towing • 6 Handles with neoprene knuckle guards • Double stitched nylon • 420 Denier nylon Cover • 24 Gauge PVC • Dimensions when inflated: Ø 66.9" x 12.9" | Ø 170 x 33cm • Dimensions when deflated: Ø 70" | 178cm



PACKAGE CONTAINS

Droplet 2p • Air pump 12V • Tow rope



DROPLET TOWABLE 3P

Item 230325004

FEATURES

3 year warranty • Max 3 persons • One way Boston valve • Quick connector for easy towing • 6 Handles with neoprene knuckle guards • Double stitched nylon • 840 Denier nylon cover • 28 gauge PVC • Dimensions when inflated: Ø 72.4" x 12.5" • Ø 184 x 32cm • Dimensions when deflated: Ø 76.8" | 195cm





NEW

AIRSTREAM TOWABLE 1P

Item 230126003 Package 238826002

FEATURES

3 years warranty • Max 2 persons • One way Boston valve • Quick connector for easy towing • 2 handles with neoprene knuckle guards • 2 webbing handles • Double stitched nylon • 420 denier nylon cover • 24 gauge PVC • Dimensions when inflated: 150 x 140 x 50cm | 59" x 55" x 20" • Dimensions when deflated: ... • Deck height: 34cm | 13,4"

PACKAGE CONTAINS

Airstream 1p • Air pump 12V • Tow rope



AIRSTREAM TOWABLE 2P

Item 230225003

FEATURES

3 years warranty • Max 2 Persons • One way Boston valve • Quick connector for easy towing • 4 Handles with neoprene knuckle guards • Double stitched nylon • 2 webbing handles • 420 Denier nylon cover • 24 Gauge PVC • Dimensions when inflated: 160 x 154 x 51cm | 64.6 x 57 x 20" • Dimensions when deflated: 164 x 145cm | 64.6" x 57" • Deck height: 34cm | 13.4"



AIRSTREAM TOWABLE 3P

Item 230325003

FEATURES

3 years warranty • Max 3 persons • One way Boston valve • Quick connector for easy towing • 6 Handles with neoprene knuckle guards • Double stitched nylon • 2 webbing handles • 420 Denier nylon cover • 28 gauge PVC • Dimensions when inflated: 205 x 180 x 50cm | 82" x 69.7" x 19.7" • Dimensions when deflated: 208 x 177cm | 82" x 69.7" • Deck height: 34cm | 13.4"



AIRSTREAM TOWABLE 4P

Item 230425003

FEATURES

3 years warranty • Max 4 persons • One way Boston valve • Quick connector for easy towing • 8 handles with neoprene knuckle guards • Double stitched nylon • 2 webbing handles • 840 denier nylon cover • 28 gauge PVC • Dimensions when inflated: 230 x 185 x 53cm | 90.6" x 71" x 20.9" • Dimensions when deflated: 230 x 180cm | 90.6" x 70.9" • Deck height: 34cm | 13.4"





SCOUT TOWABLE 2P

Item 230226002

FEATURES

3 years warranty • Max 2 persons • One way Boston valve • Quick connector for easy towing • 4 handles with neoprene knuckle guards • Air chambers • Double stitched nylon • 420 denier nylon cover • 0,6 mm | 24 gauge PVC • Dimensions when inflated: 120 x 167 x 50cm | 47,3" x 65,7" x 19,7" • Dimensions when deflated: 183 x 188cm | 72" x 74" • Deck height: 27cm | 10,6"



SCOUT TOWABLE 3P

Item 230326001

FEATURES

3 years warranty • Max 3 persons • One way Boston valve • Quick connector for easy towing • 6 handles with neoprene knuckle guards • Molded drain for quick water drainage • Air chambers • Drainage system • Double stitched nylon • 420 denier nylon cover • 0,6 mm | 24 gauge PVC • Dimensions when inflated: 215 x 178 x 50cm | 84,6" x 70" x 19,7" • Dimensions when deflated: 193 x 221cm | 76" x 87" • Deck height: 32cm | 12,5"





COMPOUND TOWABLE 2P

Item 230225002

FEATURES

3 years warranty • Max 2 persons • One way Boston valve • Quick connector for easy towing • 8 handles with neoprene knuckle guards • Multi position towable • Safety chamber • Water drains • 840 denier nylon cover • 28 gauge PVC • Dimensions when inflated: 236 x 173 x 75cm | 93" x 69" x 29.5" • Dimensions when deflated: 235 x 175cm | 93" x 67" • Deck height: 28cm | 11"



COMPOUND TOWABLE 3P

Item 230325002

FEATURES

3 years warranty • Max 3 persons • One way Boston valve • Quick connector for easy towing • 12 handles with neoprene knuckle guards • Multi position towable • Safety chamber • Water drains • 840 denier nylon cover • 28 gauge PVC • Dimensions when inflated: 275 x 215 x 75cm | 106" x 84" x 29.5" • Dimensions when deflated: 270 x 225cm | 106" x 88" • Deck height: 32cm | 12.5"



COMPOUND TOWABLE 4P

Item 230425002

FEATURES

3 years warranty • Max 4 persons • One way Boston valve • Quick connector for easy towing • 16 handles with neoprene knuckle guards • Multi position towable • Safety chamber • Water drains • 840 denier nylon cover • 28 gauge PVC • Dimensions when inflated: 280 x 260 x 75cm | 110" x 102" x 29.5" • Dimensions when deflated: 285 x 265cm | 112" x 104" • Deck height: 32cm | 12.5"



NEW



PROTON TOWABLE 2P

Item 230226003

FEATURES

3 years warranty • Max 2 persons • Improved drainage system • One way Boston valve • Quick connector for easy towing • 4 handles with neoprene knuckle guards • Double stitched nylon • 840 denier nylon cover • 24 gauge PVC • Dimensions when inflated: 170 x 180 x 75cm | 66,9" x 70,8" x 29,5" • Dimensions when deflated: 183 x 195,5cm | 72" x 77" • Deck height: 40cm | 15,7"

NEW



PROTON TOWABLE 3P

Item 230326002

FEATURES

3 years warranty • Max 3 persons • Improved drainage system • One way Boston valve • Quick connector for easy towing • 6 handles with neoprene knuckle guards • Double stitched nylon • 840 denier nylon cover • 24 gauge PVC • Dimensions when inflated: 220 x 180 x 75cm | 86,6" x 70,8" x 29,5" • Dimensions when deflated: 195,5 x 228,6cm | 77" x 90" • Deck height: 40cm | 15,7"





BINAR TOWABLE 2P

Item 230223001

FEATURES

3 years warranty • Max 2 persons • One way Boston valve • Quick connector for easy towing • 7 handles with neoprene knuckle guards • 2 neoprene handles • soft top on the top of the backrest • soft top armrest guard • Multi position towable • Safety chamber • Water drains • 840 denier nylon cover • 28 gauge PVC • Dimensions when inflated: 247 x 183 x 70cm | 97" x 72" x 28" • Dimensions when deflated: 197 x 193cm | 77" x 76" • Deck height: 30cm | 12"



BINAR TOWABLE 3P

Item 230323001

FEATURES

3 years warranty • Max 3 persons • One way Boston valve • Quick connector for easy towing • 10 handles with neoprene knuckle guards • 2 neoprene handles • softtop on the top of the backrest • softtop armrest guard • Multi position towable • Safety chamber • Water drains • double stitched nylon • 840 denier nylon cover • 28 gauge PVC • Dimensions when inflated: 215 x 183 x 70cm | 85" x 72" x 28" • Dimensions when deflated: 250 x 186cm | 98" x 73" • Deck height: 34cm | 13"



BINAR TOWABLE 4P

Item 230423001

FEATURES

3 years warranty • Max 4 persons • One way Boston valve • Quick connector for easy towing • 13 handles with neoprene knuckle guards • 2 neoprene handles • softtop on the top of the backrest • softtop armrest guard • Multi position towable • double stitched nylon • 840 denier nylon cover • 28 gauge PVC • Dimensions when inflated: 297 x 183 x 70cm | 116" x 72" x 28" • Dimensions when deflated: 300 x 194cm | 118" x 76" • Deck height: 34cm | 13"





TRIBAL TOWABLE 2P

Item 230222001

FEATURES

3 years warranty • Max 2 persons • One way Boston valve • Quick connector for easy towing • 4 handles with neoprene knuckle guards • Easy to enter air floor • Double stitched nylon • 840 denier nylon cover • 28 gauge PVC • Dimensions when inflated: 145 x 130 x 45cm | 57" x 51,1" x 17,7" • Dimensions when deflated: 168 x 140cm | 66" x 55"



TRIBAL TOWABLE 3P

Item 230322001

FEATURES

3 years warranty • Max 3 persons • One way Boston valve • Quick connector for easy towing • 6 handles with neoprene knuckle guards • Easy to enter air floor • Double stitched nylon • 840 denier nylon cover • 28 gauge PVC • Dimensions when inflated: 180 x 130 x 49cm | 70,8" x 51,1" x 19,3" • Dimensions when deflated: 150 x 200cm | 59" x 78,7" •





RODEO TOWABLE 3P

Item 230321001

FEATURES

3 years warranty • Max 3 persons • One way Boston valve • Quick connector for easy towing • 8 handles with neoprene knuckle guards • Multi position towable • Double stitched nylon • 840 denier nylon cover • 28 gauge PVC • Dimensions when inflated: 265 x 173 x 60cm | 104" x 68" x 23" • Dimensions when deflated: 275 x 167cm | 108" x 65" • Deck height: 35cm | 13,8"



SWATH TOWABLE 2P

Item 230221002

FEATURES

3 years warranty • Max 2 persons • One way Boston valve • Quick connector for easy towing • 4 Handles with neoprene knuckle guards • Multi position towable • Double stitched nylon • 840 Denier nylon cover • 26 gauge PVC • Dimensions when inflated: 215 x 145 x 60cm | 84" x 57" x 23" • Dimensions when deflated: 210 x 150cm | 82" x 59" • Deck height: 26cm | 10"



TROOPER TOWABLE 2P

Item 230524001

FEATURES

3 years warranty • Max 1 adult and 1 small kid towable • Boston valve • Quick connector for easy towing • 4 handles with neoprene knuckle guards • Multi position towable • Safety chamber • Water drains • Double-stitched nylon • 840 denier nylon cover • 0,6 mm / 26 gauge PVC • Dimensions when inflated: 195 x 120 x 55cm | 76" x 47" x 22" • Dimensions when deflated: 190 x 125cm | 75" x 49"





HOTSEAT TOWABLE 1P

Item 230124003

FEATURES

3 years warranty • Max 1 person • One way Boston valve • Quick connector for easy towing • 4 handles with neoprene knuckle guards • Safety chamber • Double stitched nylon • 840 denier nylon cover • 26 gauge PVC • Dimensions when inflated: Ø 128 x 52cm | Ø 50" x 20,4" • Dimensions when deflated: 140cm | 55"



SHARK TRAINER TOWABLE 1P

Item 230125003

FEATURES

3 years warranty • Max 1 person • One way Boston valve • Quick connector for easy towing • Detachable handle • Multi position towable • Easy boarding • Air chambers • Double stitched nylon • 420 denier nylon cover • 24 gauge PVC • Max rider weight 27kg | 59,5 lbs • Dimensions when inflated: 133 x 89 x 47cm | 52,3" x 35" x 18,5" • Dimensions when deflated: 140 x 105cm | 55" x 41"



INFINITY SWITCH 2P

Item 230224001

FEATURES

3 years warranty • Max 2 persons • Boston valve • Quick rope connector • 4 handles with neoprene knuckle guards • Multi position towable • Double stitched nylon • Tarpaulin bottom • 840 denier nylon cover • 0,7 mm / 28 gauge PVC • Dimensions when inflated: 166 x 123 x 85cm | 65" x 48" x 33" • Dimensions when deflated: 158 x 133cm | 73" x 52" • Deck height: 26cm | 10"



CHASER TOWABLE



ITEM

| | |
|----|-----------|
| 2P | 230224003 |
| 3P | 230324001 |
| 4P | 230424001 |

INFLATED SIZE

| | |
|----|---|
| 2P | 60,6 x 47,3 x 24,8", 154 x 120 x 63cm |
| 3P | 17,7 x 47,3 x 24,8", 299 x 120 x 63cm |
| 4P | 131,4 x 47,3 x 24,8", 334 x 120 x 63cm |

FEATURES

3 years warranty • One way Boston valve • Quick connector for easy towing • Double stitched nylon • Air chambers • 840 Denier nylon cover • 28 gauge PVC



WATERSLED TOWABLE



ITEM

| | |
|----|-----------|
| 3P | 320312001 |
| 6P | 320612001 |

DEFLATED SIZE

| | |
|----|----------------|
| 3P | 100" 254cm |
| 6P | 220.5" 560cm |

FEATURES

3 years warranty • Thermo bonded seams • Halkey Roberts Valve • Thickest PVC in the industry (0,95 mm) • Repair kit and pump included



TOW ROPES

- 1. 2P (for 1-2 persons) 211922001
- 2. 4P (for 3-4 persons) 211922002
- 3. 6P (for 5-6 persons) 211920003
- 4. 10P (for 7-10 persons) 211920004
- 5. Bungee rope 211920006
- 6. Bungee extension 211920005
- 7. Multi Watersports Handle 211323001

Floating mainline • Length: 50 ft. • 15,2 m • Break strength: 2375 lbs | 1077 kg
 Floating mainline • Length: 55 ft. • 16,8 m • Break strength: 4150 lbs | 1882 kg
 Floating mainline • Length: 55 ft. • 16,8 m • Break strength: 6100 lbs | 2767 kg
 Mainline • Length: 63 ft. • 19,2 m • Break strength: 8000 lbs | 3628 kg
 Reduces stress on the tow point • Length: 49 ft. | 14,9 m • Break strength: 4150 lbs | 1882 kg
 Reduces stress on the tow point • Length: 3 ft. | 9,1 m • Break strength: 4100 lbs | 1860 kg
 Main rope 2p towrope: Floating mainline Length: 50ft | 15,2m • Break strength: 2375lbs | 1077 kg
 Multiwatersport handle: 1.1 inch • 28 mm thick round grip • 12 inch | 30.48cm wide handle • 18,28m main line Rubber handle with extra grip



BRIDLES

- 1. Rope bridle stainless hooks 1p 210017029
- 2. Cable bridle stainless hooks 1p 210017030
- 3. Bridle without pulley 2p 210017031
- 4. Bridle with pulley 2p 210017032
- 5. Magnum bridle 4p 410102005

Keeps rope from propellor • Length 12 ft • 3,65 m • Break strength 1200 lbs | 544 kg
 Keeps rope from propellor • Length 8 ft • 2,43 m • Break strength 1200 lbs | 544 kg
 Keeps rope from propellor • Length 8 ft • 2,43 m • Break strength 2375 lbs | 1077 kg
 Keeps rope from propellor • Length 12 ft • 3,65 m • Break strength 2375 lbs | 1077 kg
 Keeps rope from propellor • Length: 8 ft • 2,4 m • Break strength 4150 lbs | 1882 kg

BUCKLE CONNECTOR

Item 230812001



FEATURES

Fits towables without a buckle • 3 ft
 Universal connector

WEBBING BUNGEE DOCK TIE

Item 210017035



FEATURES

6 ft | 213cm mainline • Stainless steel hooks • 2 floats • To attach your board to the dock

FOOT PUMP

Item 410017101



FEATURES

Halkey Roberts Valve • Capacity 2000cm³ • 4 different nozzles to fit most valves

HAND PUMP DOUBLE ACTION

Item 410017102



FEATURES

Pressure: up to 1 bar (14,5 psi) • Capacity 2 x 2000cm³ • 4 different nozzles to fit most valves

TURBO PUMP 12V

Item 410017201



FEATURES

12v pump • 4 different nozzles to fit most valves • Crush resistant hose • 29 Ampere required • Pressure: up to 0,16 bar (2,3 psi) • Airflow 23,5 ft3|min • Dimensions: 6.3" x 4.9" x 4.9" | 16 x 12,5 x 12,5cm

AIR PUMP 12V

Item 410019003



FEATURES

3 different nozzles • 12v pump • Cigarette plug • Dimensions: 4.7" x 4.5" x 4.9" | 12 x 11,5 x 12,5cm

AIR PUMP 230V

Item 410019001



FEATURES

230v pump • 3 different nozzles • 0,65 Ampere required • Pressure: up to 0,05 bar (0,74 psi) • Airflow 27,5 ft3|min • Dimensions: 4.7" x 4.5" x 4.9" | 12 x 11,5 x 12,5cm

AIR PUMP WITH UK PLUG 230V

Item 410019002



FEATURES

3 different nozzles • 230v pump • UK plug • Dimensions: 4.7" x 4.5" x 4.9" | 12 x 11,5 x 12,5cm

TUBE BAG 1-2 PERSONS

Item 220816001




FEATURES

Suitable for 1-2 person towables • Easy and clean storage

TUBE BAG 3-5 PERSONS

Item 220816002



FEATURES

Suitable for 3-5 person towables • Easy and clean storage

COMPRESSOR ADAPTOR

Item 410200023



FEATURES

Fits all Jobe Boston valves • Car tyre valve to inflate with a compressor

BOSTON VALVE

Item 410800024



FEATURES

A universal Boston valve for all Jobe towables • Fits most towables on the market

TURBO PUMP 230V

Item 410017301



FEATURES

Dimensions: 21,5 x 18 x 16cm • Strong 230V pump • Includes a Halkey Roberts nozzle • Ampere: 3,87 A • Up To 2,7 psi | 0,19 Bar

QUICK RELEASE WITH WRIST SEAL

Item 210017033



FEATURES

Stainless steel release system • Comfortable wrist seal

MULTI PURPOSE REPAIR KIT

Item 420005001



FEATURES

Multi purpose repair kit • For towables, inflatable paddle boards and wetsuit • For PVC, Nylon, Rubber, Neoprene, PU

MULTI RIDER REPAIR KIT

Item 320005002



FEATURES

Repairs all multi-riders and watersleds • Including 1 tube of glue • valve tool and 4X PVC patch (2 x Watersled | 2 x Multi Rider)

TOWABLE REPAIR KIT

Item 410010001



FEATURES

Towable quick repair kit

LEISURE MUSTHAVES



EXTEND YOUR BOAT

Discover our new platform series with bold, unique shapes that defy convention. Each piece - from the jetski and eFoil docks to the pool and platforms - is fully modular for endless configurations.

Extend your boat until infinity!

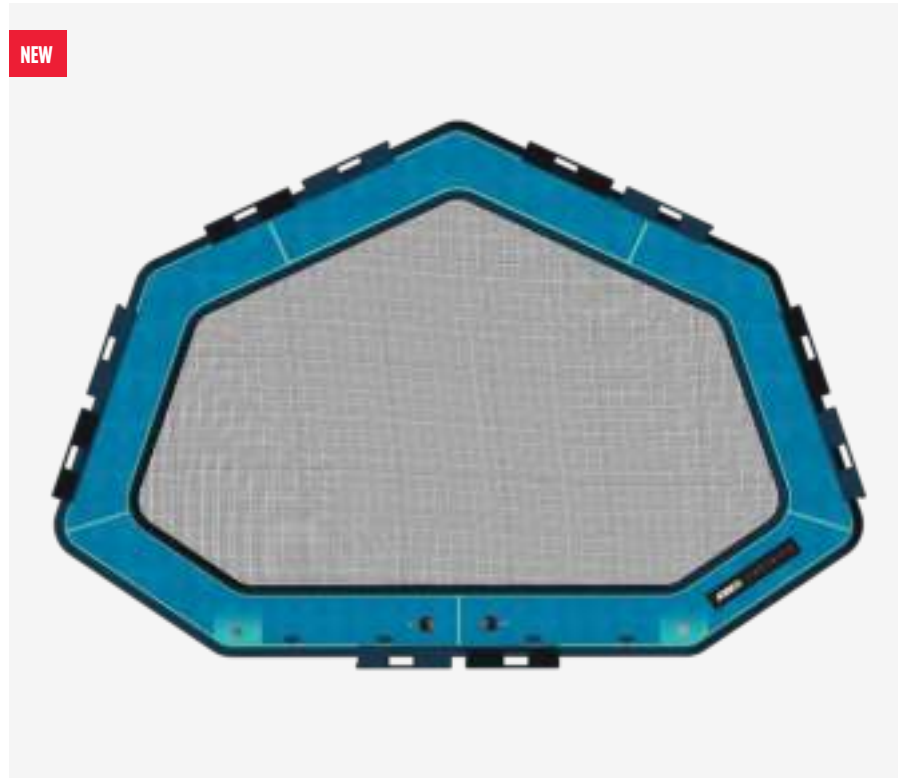


VELCRO CONNECTION

INFINITY POOL


Item 281026001

INCLUDING



PACKAGE WITH PUMP AND STAIRS

package 288026100



INFLATED SIZE

372 x 563 x 20 cm • 12'3" x 18'5" x 8"

PRICE

€ 2.389,99 • £ 2.235,99

PRICE PACKAGE

€ 2.899,97 • £ 2.674,97


FEATURES

Infinity Pool: Length: 3,72 m | 12'2" • Width: 5,63 m | 18'6" • Thickness: 20 cm | 8" • Volume: 1283 L • Weight: 35 kg | 77 lbs • Netting depth: 2 m | 6.5" • Recommended weight: 500 kg | 1102 lbs • Pressure: Up to 20 PSI (recommended: 6 PSI) • 2 Halkey Roberts valves • Lightweight single layer dropstitch • 5 mm thick non-slip, comfortable and durable EVA deck • 10 carrying handles • 7 big single D-rings and 5 small double D-rings to connect the platforms with each other • Velcro connection flaps for securely linking platforms together • 4 small double D-rings to connect to Infinity bumper • 2 PVC connectors to install (steel) swimming ladder • Including PVC storage bag • 3 years warranty

Infinity Pump 12v: Pump on battery (up to 11.2 psi) • Halkey roberts nozzle • Charging time 8 hours • Fits the Infinity pool, Island, island small, island small + pool, transom bumper and defenders • Carrying bag • Pump can be charged on 12v and 220 volt • Length: 30 cm | 11.7" • Width: 20 cm | 7.8" • Height: 18 cm | 7"



Pool & island: Comfortable and durable EVA deck



Pool: Net 2m deep, Mesh 4x4 mm, Keeps sealife away



Pool & island: Velcro strap to connect platforms



Pool & island: Easy to connect swimming ladder

INFINITY ISLAND

Item 281026002




INCLUDING



PACKAGE WITH PUMP

package 288026200



INFLATED SIZE

296 x 448 x 20 cm • 9'8" x 14'8" x 8"

PRICE

€ 2.389,99 • £ 2.235,99

PRICE PACKAGE

€ 2.899,97 • £ 2.674,97

FEATURES

Length: 2.96 m | 9'8" • Width: 4.48 m | 14'8" • Thickness: 20 cm | 8" • Volume: 1886 L • Weight: 45 kg | 99.2 lbs • Recommended weight: 800 kg | 1764 lbs • Pressure: Up to 15 PSI (recommended: 6 PSI) • 2 Halkey Roberts valves • Lightweight single-layer dropstitch construction • 5 mm thick non-slip, comfortable, and durable EVA deck • 10 carrying handles • 5 large single D-rings with Velcro straps and 5 small double D-rings to connect platforms together • Velcro connection flaps for securely linking platforms • 4 small double D-rings to attach Infinity bumper • 2 PVC connectors to install (steel) swimming ladder • 5 ballast bags included • Includes PVC storage bag • 3 years warranty

INFINITY ISLAND SMALL

Item 281026003



INCLUDING



INFLATED SIZE

217 x 332 x 20 cm • 7'1" x 11' x 8"

PRICE

€ 2.389,99 • £ 2.235,99

FEATURES

Length: 2.17 m | 7'1" • Width: 3.32 m | 10'11" • Thickness: 20 cm | 8" • Volume: 907 L • Weight: 23.7 kg | 52.3 lbs • Recommended weight: 390 kg | 860 lbs • Pressure: Up to 15 PSI (recommended: 6 PSI) • 1 Halkey Roberts valve • Lightweight single-layer dropstitch construction • 5 mm thick non-slip, comfortable and durable EVA deck • 6 carrying handles • 3 large single D-rings with Velcro straps and 3 small double D-rings to connect platforms together • Velcro connection flaps for securely linking platforms • Includes PVC storage bag • 3 years warranty



NEW

INFINITY PWC STATION

Item 281026005

PRICE

€524,99 • £541,99

INFLATED SIZE

345 x 250 x 20 cm • 11' x 8'1" x 8"

FEATURES

Length: 3.45 m | 11'4" • Width: 2.5 m | 8'2" • Thickness: 20 cm | 8" • Volume: 815 L • Weight: 21 kg | 46.3 lbs • Recommended weight: 350 kg | 771 lbs • Pressure: Up to 15 PSI (recommended: 6 PSI) • Jetski entry width: 113 cm • 1 Halkey Roberts valve • Lightweight single-layer dropstitch construction • 5 mm thick non-slip, comfortable and durable EVA deck • 6 carrying handles • 6 large single D-rings with Velcro straps and 3 small double D-rings to securely connect platforms together • Includes PVC storage bag • 3 years warranty



NEW

INFINITY FOIL STATION

Item 281026007

PRICE

€ 529,99 • £ 455,99

INFLATED SIZE

287 x 332 x 20 cm • 8'6" x 11' x 8"

FEATURES

Length: 2.87 m | 9'5" • Width: 3.32 m | 10'11" • Thickness: 20 cm | 8" • Volume: 907 L • Weight: 23 kg | 50.7 lbs • Recommended weight: 390 kg | 860 lbs • Pressure: Up to 15 PSI (recommended: 6 PSI) • 1 Halkey Roberts valve • Lightweight single-layer dropstitch construction • 5 mm thick non-slip, comfortable and durable EVA deck • 6 carrying handles • 3 large single D-rings with Velcro straps and 3 small double D-rings for securely connecting platforms together • Includes PVC storage bag • 3 years warranty



NEW

INFINITY SEABOB STATION

Item 281026004

PRICE

€ 272,99 • £ 234,99

INFLATED SIZE

250 x 233 x 20 cm • 8'7" x 7'7" x 8"

FEATURES

Length: 2.5 m | 8'2" • Width: 2.33 m | 7'8" • Thickness: 20 cm | 8" • Volume: 719 L • Weight: 19 kg | 41.9 lbs • Recommended weight: 300 kg | 661 lbs • Pressure: Up to 15 PSI (recommended: 6 PSI) • 3 Halkey Roberts valves • Lightweight single-layer dropstitch construction • 5 mm thick non-slip, comfortable and durable EVA deck • 6 carrying handles • 6 large single D-rings with Velcro straps and 3 small double D-rings to securely connect platforms together • Includes PVC storage bag • 3 years warranty



NO ISLAND IS SQUARE.

In nature, no island is perfectly square - and neither are ours. Inspired by natural shapes and fluid design, our new platform series breaks away from the ordinary!





INFINITY ISLAND LITE LARGE

Item 289925005



INFLATED SIZE

400 x 150 x 15 cm • 13' x 5' x 6"

PRICE


€ 1.199,99 • £ 1.031,99

FEATURES

Length: 4 m | 13' • Width: 1.5 m | 5' • Thickness: 15 cm | 6" • Volume: 900 L • Weight: 25 kg | 55.1 lbs • Recommended weight: 550 kg | 1212.5 lbs max • Pressure: Up to 18 PSI (recommended: 6 PSI) • 1 Halkey Roberts valve • 5 mm thick non-slip, comfortable and durable EVA deck • 12 carrying handles • 6 large single D-rings and 4 Velcro straps to securely connect platforms together • Includes PVC storage bag

INFINITY ISLAND LITE SMALL

Item 289925006



INFLATED SIZE

200 x 150 x 15 cm • 6.5' x 5' x 6"

PRICE

€ 999,99 • £ 859,99

FEATURES

Length: 2 m | 6.5' • Width: 1.5 m | 5' • Thickness: 15 cm | 6" • Volume: 450 L • Weight: 15 kg | 33.1 lbs • Recommended weight: 250 kg | 551.2 lbs max • Pressure: Up to 18 PSI (recommended: 6 PSI) • 1 Halkey Roberts valve • 5 mm thick non-slip, comfortable and durable EVA deck • 8 carrying handles • 4 large single D-rings and 4 Velcro straps to securely connect platforms together • Includes PVC storage bag





INFINITY COMFORT CHAIR

Item 281020010

PRICE

€ 219,99 • £ 188,99

FEATURES

UV resistant fabric: Sunbrella 290 g/m • Comfortable and adjustable headrest, knee support and backrest • Water and mildew repellent fabric • Removable shoulder strap • Weight: 5.5 kg | 12.1 lbs • Dimensions: 164 x 48 x 8 cm | 64.6" x 18.9" x 3.2"



INFINITY CHAIR TOWEL MIDNIGHT BLUE

Item 281021002

PRICE

€ 62,99 • £ 53,99

FEATURES

90% organic cotton 10% polyester • Soft & quick dry fabric • Pocket in headrest with zipper • Made in Europe



INFINITY BACKREST

Item 281025002

PRICE

€ 199,99 • £ 171,99

FEATURES

4 straps with buckles • Comfortable soft top backrest • Boston valve • 2 handles • Inflated size: 150x61x32cm | 59x24x12"



INFINITY GANGWAY

Item 281026006

PRICE

€ 199,99 • £ 171,99

FEATURES

Length: 2.5 m | 8'2" • Width: 0.7 m | 2'4" • Thickness: 15 cm | 6" • Volume: 262 L • Weight: 10 kg | 22 lbs • Recommended weight: 95 kg | 209 lbs • Pressure: Up to 15 PSI • 1 Halkey Roberts valve • Heat bonded technology: more-layer quality and safety • 5 mm thick non-slip, comfortable and durable EVA deck • 2 carrying handles • 4 large single D-rings with Velcro straps to connect platforms together • Includes PVC storage bag • 3 years warranty



NEW



INFINITY TRANSM BUMPER

Item 281026009

INFLATED SIZE

60 x 45 x 33 cm • 23.6" x 15.7" x 13"

PRICE

€ 209,99 • £ 180,99

FEATURES

Halkey Roberts Valve • Can only be inflated with a connection to the Halkey Roberts Valve • Pressure: up to 0.19 bar | 2.7 PSI • Dimensions when inflated: Ø30 x 60 cm | Ø11.8" x 23.6" • D-rings for mounting on Infinity islands and pools



INFINITY PUMP 12V

Item 410020002

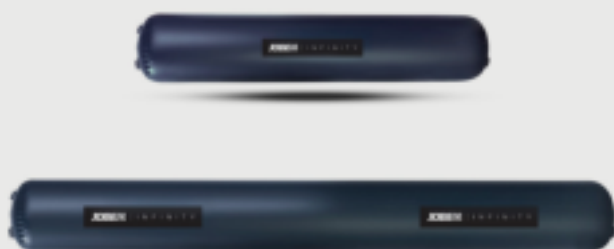
PRICE

€ 299,99 • £ 257,99

FEATURES

Battery powered pump (up to 11.2 PSI) • Halkey Roberts nozzle • Charging time: 8 hours • Compatible with: Infinity Pool, Island, Island Small, Island Small + Pool, Transom Bumper and Defenders • Dual charging options: 12V and 220V • Includes carrying bag • Dimensions: 30 x 20 x 18 cm | 11.7" x 7.8" x 7"

NEW



INFINITY DEFENDER

2 m 281026010
4 m 281026011

PRICE

2 m € 279,99 • £ 240,99
4 m € 450,99 • £ 387,99

INFLATED SIZE

2 m: Ø 48 x 200 cm • Ø 19" x 6.5"
4 m: Ø 48 x 400 cm • Ø 19" x 13"

WEIGHT

2 m: 3,2 kg (7 lbs)
4 m: 5,3 kg (11.7 lbs)

FEATURES

Halkey Roberts Valve • Can only be inflated with a connection to the Halkey Roberts Valve



INFINITY STAIRS

Item 281020011

PRICE

€ 209,99 • £ 180,99

FEATURES


Stainless steel swimming ladder • Height: 121.5 cm | 48" • Width: 40 cm | 16" • 4 comfortable rounded steps • 2 plastic connectors to fix the ladder onto the island or pool

INFINITY SEASCOOTER PACKAGE

Item 281024014



PACKAGE INCLUDES



PRICE

€ 849,99 • £ 730,99

FEATURES


Always clean the Seascooter and battery with fresh water after use. Read the instructions before use! • Pack battery and Seascooter separately when boarding an airplane. Check the manual before boarding. • Max thrust: 9 kg force • 3 speed levels up to: 5 km/h | 3.1 mph | 2.7 knots • Charging time: 4 hours per battery • Dive depth up to 30 m | 98 ft • GoPro mount on top to capture your underwater experiences • Self-floating design • Snorkel set included • Temperature limits: min -10°C | 14°F, max 45°C | 113°F • Padded bag included • Weight: 3.5 kg | 7.7 lbs • Dimensions: 58 x 24 x 13 cm | 23" x 9" x 8" • Not compatible with 2023 model battery • Run time up to 2 x 37.5 minutes • Two Li-ion batteries (25.2V / 5Ah)

INFINITY SEASCOOTER PRO PACKAGE

Item 281024010



PACKAGE INCLUDES



PRICE

€ 999,99 • £ 859,99

FEATURES

Always clean the Seascooter and battery with fresh water after use. Read the instructions before use! • Max thrust: 15 kg force • Dive depth up to 30 m | 98 ft • GoPro mount on top to capture your underwater experiences • Self-floating design • Snorkel set included • Temperature limits: min -10°C | 14°F, max 45°C | 113°F • Run time up to 2 x 40 minutes • Two Li-ion airplane safe carry-on batteries (25.2V / 5Ah) • Padded bag included • Weight: 3.5 kg | 7.7 lbs • Dimensions: 58 x 24 x 13 cm | 23" x 9" x 8" • Not compatible with 2023 model battery • 3 speed levels up to: 8.5 km/h | 5.3 mph | 4.5 knots • Charging time: 4.5 hours per battery



A WHOLE NEW WAY OF WATERSPORTS

Experience the water in a whole new way. Let the Seascooter guide you through the beauty of the underwater world and discover what this world has to offer. The Seascooter is for scuba divers, recreational watersports lovers, tech-freaks and so much more. The Seascooter is for everyone!

FLUX KICKBOARD

Item 281025003




PRICE

€ 399,99 • £ 343,99

FEATURES

Max depth: 2 m | 6.5 ft • Self-floating design • Temperature limits: min -10°C | 14°F, max 45°C | 113°F • Run time up to 60 minutes with 1 Li-ion airplane safe carry-on battery (37V | 2.5Ah) • Weight: 4.2 kg | 9.2 lbs • Dimensions: 50 x 41 x 15 cm | 19" x 16" x 6" • 3 speed levels up to: 5.4 km/h | 3.4 mph | 2.9 knots • Charging time: 4.5 hours per battery • Always clean the Kickboard and battery with fresh water after use. Read the instructions before use



ELECTRIC POWERED

The Flux is a floating electric jet board designed especially for kids, offering a fun and effortless way to cruise over the water. This user-friendly and safe toy allows young riders to explore with ease, featuring three speed levels up to 5.4 km/h (3.4 mph | 2.9 knots).



5.4 KM/H



60^{MIN} RUNTIME







INFINITY WATER HAMMOCK

Item 281024006

PRICE

€ 529,99 • £ 455,99

FEATURES

Dimensions : 2,77m x 2,77m | 9ft x 9ft • Strong tarpaulin tube with mesh Center
• 6 strong webbing carrying handles • Carrying bag • 6 Stainless Steel D-rings to connect to other items



INFINITY SWITCH TOWABLE 2P

Item 230224001

PRICE

€ 272,99 • £ 234,99



zipper

INFLATED SIZE

166 x 123 x 85 cm • 65" x 48" x 33"

FEATURES

3 years warranty • Max 2 persons • Boston valve • Quick rope connector • 4 handles with neoprene knuckle guards • Multi position towable • Double stitched nylon • Tarpaulin bottom • 840 denier nylon cover • 0,7 mm / 28 gauge PVC • Dimensions when inflated: 166 x 123 x 85cm | 65" x 48" x 33" • Dimensions when deflated: 158 x 133cm | 73" x 52" • Deck height: 26cm | 10"

SELF-INFLATABLE MANTA & MINI MANTA

Self-inflatable Manta 280025001

Mini manta 280025002



PRICE

Manta: €374,99 • £ 322,99

Mini Manta: € 274,99 • £ 236,99



Docking rings on every corner




Easily inflate and deflate for storage



Modular with the other Aqua series




Store easily in a small bag



Manta




Deflated
in bag



Mini Manta



Deflated
in bag
With shoulder
strap



zipper

INFLATED SIZE

Manta 150 x 300 x 6 cm • 59" x 118" x 2.3"

Mini Manta 150 x 150 x 6 cm • 59" x 59" x 2.3"

PACKAGE SIZE

Manta 75 x 52 x 20 cm • 29.53" x 20.47" x 7.87"

Mini Manta 75 x 52 x 10 cm • 29.53" x 20.47" x 3.93"

FEATURES

Bag to store it compactly and easily • Self-inflated • 4 anchor points for mooring options • Zipper for connecting different Manta's, Switch and Retreat •

Manta: Weight: 9,2 kg | 20,3 lbs • Dimensions: 59 x 118 x 2,3" | 150 x 300 x 6cm • Package size: 7,87 x 20,47 x 29,53 | 20 x 52 x 75cm

Mini Manta: Dimensions when inflated: 29 x 29 x 2.3" | 150 x 150 x 6cm



SELF-INFLATABLE CARPET

The Manta series is an innovative self-inflatable carpet that is easy to store and take with you. It only takes up half the size of a regular watercarpet! On top of that, you can zip the Manta to other leisure products, making your own mini-aquapark!



KAYAKS



EASY GOING

CROFT

Recreational, compact and durable. The Croft 340 is the perfect entry to your world of kayaking - For the long term! Fully provided with all the necessary accessories. And just as our full kayak range, the Croft is both usable for going solo or together.



PERFECT ALLROUNDER

GAMA

The Gama 365 might look similar to our Croft 340, but that's not the case! We've used a different fabric and the bottom air chamber features drop-stitching, resulting in a super stiff and fast kayak. With that being said, the Gama is a kayak that is also well suited to touring activities.



TOURING AT ITS BEST

TASMAN


This is not your average kayak. This one is for the true explorers, who like to keep on exploring for mile after mile! From the remote Scandinavian waters to the coastline of British-Columbia... The Tasman eats these places for breakfast!





ADJUSTABLE SEATS

Put two seats in the front and back for a duo ride or go solo with one seat in the middle! Easy to fix on the velcro strap.



BUNGEE STORAGE CORD

Take your essentials with you on your kayak trip by securing them with the elastic bungee cord.



INFLATABLE →
COMPACT

All Jobe kayaks are inflatable! The deflated kayak can easily be stored with the paddles, seats and pump all in one bag.



CROFT



NYLON COVER

+

GAMA



PVC SIDEWALLS

++

TASMAN



DROPSTITCHED PVC

+++

KAYAK SERIES



CROFT 340
THE ALLROUND KAYAK



GAMA 365
THE ALLROUND|TOURING KAYAK



TASMAN 440
THE TOURING KAYAK

| | | | |
|------------------------|--|---|---|
| MANOEUVRABILITY | | | |
| STABILITY | | | |
| SPEED | | | |
| DIMENSIONS FT | 11'2" x 35" | 11'11" x 34" | 11'6" x 31" |
| DIMENSIONS CM | 340 cm x 90 cm | 365 cm x 95,5 cm | 440 cm x 81,6 cm |
| BOARD WEIGHT | 24.6 lbs 11,2 kg | 26.4 lbs 12 kg | 37.4 lbs 17 kg |
| RIDER WEIGHT | Up to 396 lbs 180 kg | Up to 440 lbs 200 kg | Up to 462 lbs 210 kg |
| FIN SET UP | 8" EZ lock fin | 8" EZ lock fin | 8" EZ lock fin |
| PADDLE | 2x 4-piece aluminium paddle with nylon blade | 2x 4-piece fiberglass paddle with nylon blade | 2x 4-piece fiberglass paddle with nylon blade |

3y

3 years
Warranty

3 YEAR WARRANTY ON ALL KAYAKS

We believe in our products. Therefore we give you 3 years warranty on factory mistakes. No registration needed, just keep the receipt!

CROFT INFLATABLE KAYAK PACKAGE TEAL

Item 600024001



CROFT INFLATABLE KAYAK PACKAGE SUNSET PURPLE

Item 600025001



MANOEUVRABILITY

STABILITY

SPEED

FEATURES

3 years warranty • Max 2 persons • PVC tube is covered by a 600D polyester cover • Tarpaulin base • Neoprene anti-scratch panels • 3 Boston valves • 2 EZ-lock click fins • Front traction rail • 2 paddles: 4-piece aluminum paddle with nylon blade • 2 comfortable seats with velcro fixing system • Hand pump to inflate the kayak • Transport nylon carry bag • Back and front nylon splash panels • 1 bungee rope • 4 comfortable handles • Drain plug • Repair kit • Dimensions: 340 x 90cm | 133,9" x 35"



GAMA INFLATABLE KAYAK PACKAGE MIDNIGHT BLUE

Item 600024002



GAMA INFLATABLE KAYAK PACKAGE ATLANTIC GREEN

Item 600025002



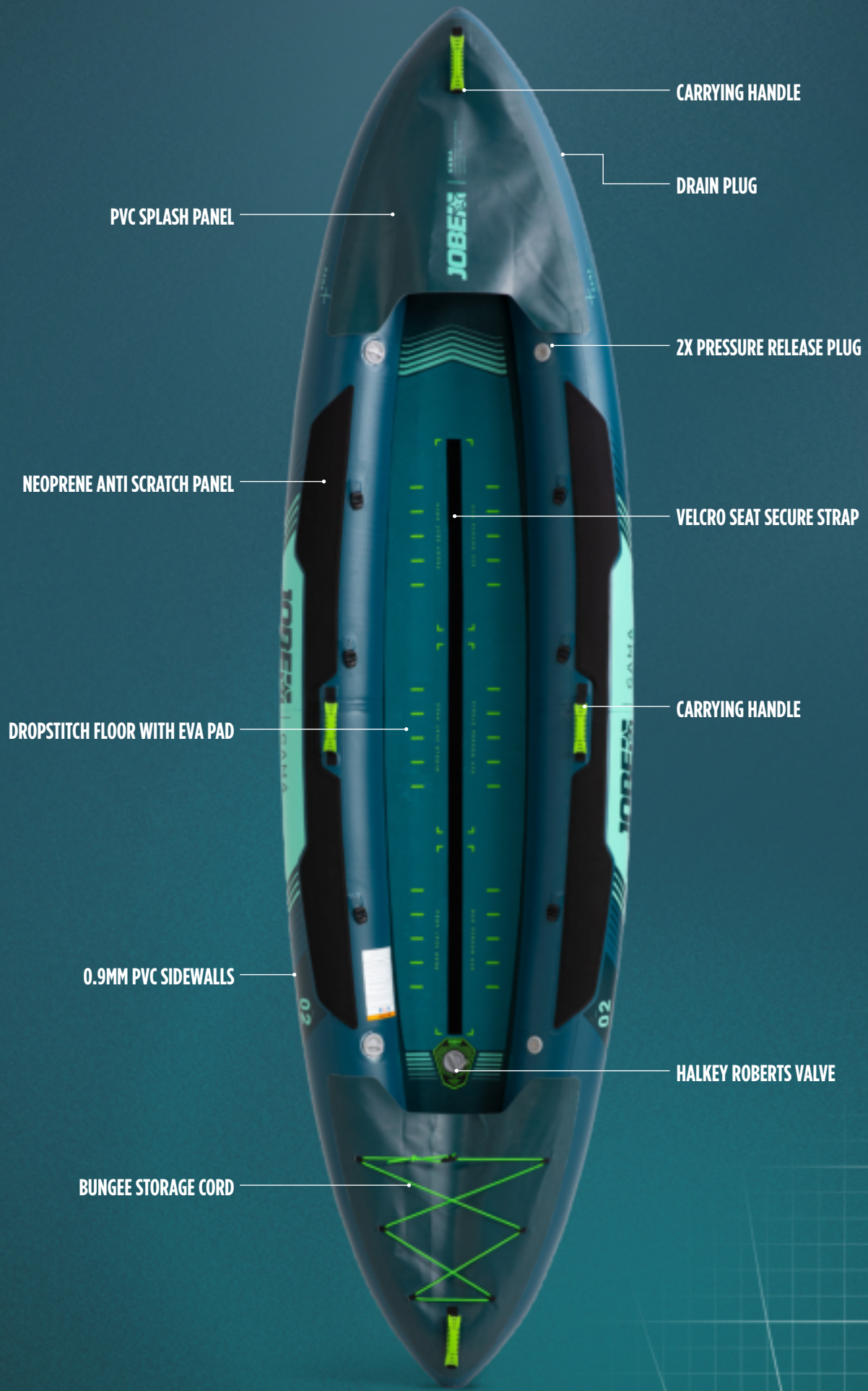
MANOEUVRABILITY

STABILITY

SPEED

FEATURES

3 years warranty • Max 2 persons • 0.9mm PVC sidewall and bottom • Dropstitched floor with comfortable 3mm EVA deck • Tarpaulin bottom • Neoprene anti-scratch panels • 3 Bravo high pressure valves • 2 pressure release valves • 1 EZ-lock click fin • 2x 4-piece fiberglass paddle with nylon blade • 2 comfortable seats with velcro fixing system • Hand pump to inflate the kayak • Transport nylon carry bag • Back and front PVC splash panels • 1 bungee rope • 4 comfortable handles • Drain plug • Repair kit • Dimensions: 365 x 95,5cm | 143,7" x 37"



TASMAN INFLATABLE KAYAK PACKAGE STEEL BLUE

Item 600024003



2X 3D MESH SEAT WITH STIFFENING RODS



EZ LOCK FIN



2X FOOT REST



MANOEUVRABILITY



STABILITY



SPEED



FEATURES

3 years warranty • Max 2 persons • Dropstitched floor with comfortable 3mm EVA deck • Tarpaulin bottom • Open top design • 3 Bravo high pressure valves • 1 EZ-lock click fin • 2 paddles: 4-piece fiberglass paddle with nylon blade • 2 comfortable seats with velcro fixing system • Hand pump to inflate the kayak • Transport nylon carry bag • Back and front PVC splash panels • 2 bungee ropes • 4 comfortable handles • Drain plug • Repair kit • Dimensions: 440 x 81,5cm | 173" x 32"



KAYAK PADDLE ALUMINIUM 4-PIECE

Item 606725001



FEATURES

4 pieces **Aluminum** paddle with Nylon blade

KAYAK PADDLE FIBERGLASS 4-PIECE

Item 606725002



FEATURES

4 pieces **Fiberglass** paddle with Nylon blade

KAYAK & SUP CARRY STRAP

Item 609925001



FEATURES

Carry your Kayak or SUP anywhere • Comfortable shoulder patch • Length: 178cm | 70 inch • Carrying capacity: 25KG, 55 Lbs • 2 buckles • 2 clips and D-rings



SUP | KAYAK CART

Item 480025001



FEATURES

Lightweight cart with large removable wheels • Side stability kickstand • EVA bumpers to protect your board • Roll effortlessly because of the stainless steel bearings • Downstrap included

EZ-LOCK FIN ORANGE AND LIME

Lime 489921007

Orange 489921008



FEATURES

8" EZ lock fin • Fits: all Kayaks

ADVENTURE VEST

Midnight blue: 244824002

Atlantic green: 244825002



SIZE

XS/S

S/M

L/XL

2XL/3XL

FEATURES

50N ISO-certified (buoyancy aid) • Unisex fit • Comfortable PVC-foam • Strong & lightweight nylon fabric • Neoprene shoulder straps for extra comfort • Neoprene elastic hem for more comfort and better fit • Adjustable webbing straps: 1,5" | 3,8cm (1x) and 1" | 2,5cm (1x) • Short fitting for comfort and flexibility • Elastic side panels to make it suitable for double sizing • Strong YKK Buckles & YKK zipper" • Inside pocket with carabine hook (2x)



STAND UP PADDLING





LITE SERIES

Dive into our Lite Range, crafted to deliver Jobe quality at an affordable price point. With 'single layer dropstitch construction' for lightweight performance, these stand up paddle boards are perfect for newcomers looking to start their paddleboarding journey without breaking the bank.

CONCEPT SERIES

We're excited to introduce our new concept SUP range, designed for versatility and performance. The collection includes a compact SUP for easy transport and storage, and a hybrid SUP that blends the best features of a paddleboard and kayak. Whether you're short on space or seeking multi-functional adventure gear, this new range has you covered.



PREMIUM SERIES

Our flagships: the Premium range! A SUP range which has gained a lot of traction and has earned Jobe its great reputation. These SUP boards come with a longer deckpad, a double stringer and 6 inches thick. Plus you get a Fiberglass paddle to enhance your SUP experience.















ELITE SERIES

The best we've created! Our Elite Series is made with high-end materials and comes with extra features such as a carbon reinforced sidewall, sandwich construction, unique hook system and extra bags. Next to that, you get a carbon Stream paddle to get the most out of every session.



FIND THE PERFECT SUP FOR YOUR NEXT ADVENTURE

Our SUP range offers something for every paddler, with options that vary in price and features - the higher the range, the more advanced the design and extras you'll get. Choose an allround board for relaxed leisure rides or go for a touring board if you're into longer adventures. And new to the lineup: a specialty range designed to meet specific needs.

| | ALL ROUND | TOURING |
|---------|---|--|
| LITE |  <p>SAVA (P83)</p>  <p>LINA (P83)</p>  <p>NERA (P84)</p> |  <p>VARNA (P84)</p> |
| CONCEPT |  <p>RASA (P87)</p>  <p>TANA (P87)</p>  <p>MOHAKA (P89)</p> | |
| PREMIUM |  <p>YARRA (P95)</p>  <p>LOA (P99)</p> |  <p>DUNA (P98)</p>  <p>NEVA (P99)</p> |
| ELITE |  <p>YARRA ELITE (P105)</p> |  <p>DUNA ELITE (P106)</p>  <p>E-DUNA ELITE (P107)</p> |

5y

5 year
Warranty
★ ★ ★ ★ ★



5 YEAR WARRANTY ON ALL JOBE SUP BOARDS

We've always stood by the quality of our inflatable products, offering a 3-year warranty. Since 2023, we've extended this to 5 years for any manufacturing issues with our inflatable SUP boards. Enjoy a full 5-year warranty on your new inflatable stand-up paddle board, ensuring peace of mind and lasting enjoyment.

LITE SERIES



SAVA 8.6
ONLY THE BEST FOR YOUR
KIDS



LINA 10.0
ALLROUND, ACCESSIBLE &
APPROVED BY MANY



NERA 10.6
THE BEST ON THE MARKET, MADE ACCESSIBLE
ALLROUND PERFECTION MADE FOR THE MASSES



VARNA 11.0
TOURING MADE ACCESSIBLE

| | | | | |
|------------------------|---------------------------|--------------------------|--------------------------|------------------------|
| MANOEUVRABILITY | | | | |
| STABILITY | | | | |
| SPEED | | | | |
| DIMENSIONS FT | 8'6" x 28" x 6" | 10'0" x 32" x 6" | 10'6" x 32" x 6" | 11'0" x 30" x 6" |
| DIMENSIONS CM | 259 cm x 71,12 cm x 15 cm | 305 cm x 81,3 cm x 15 cm | 320 cm x 81,3 cm x 15 cm | 335 x 76,2 x 15 cm |
| VOLUME | 179 l | 260 l | 310 l | 315 l |
| BOARD WEIGHT | 13.2 lbs 6 kg | 17.5 lbs 8 kg | 18.0 lbs 8,5 kg | 18.0 lbs 8,5 kg |
| RIDER WEIGHT | up to 180 lbs 80 kg | up to 198 lbs 90 kg | Up to 220 lbs 100 kg | Up to 220 lbs 100 kg |
| FIN SET UP | 8" fin | 8" fin | 8" fin | 8" fin |


LIGHTER BOARD, LIGHTER PRICE

Explore the Lite Range, where innovation meets affordability without compromise. Featuring **'single layer dropstitch construction'**, these SUPs are crafted to be exceptionally lightweight, allowing us to lower costs while maintaining uncompromised quality and performance. Ideal for those who seek both affordability and excellence in paddleboarding.

EVERYTHING YOU NEED

This range is tailored for beginners seeking exceptional quality. With an 6-inch thickness for improved stability and comfort, these boards still boast top-notch features synonymous with our brand.

An EVA deckpad, bungee storage cord, and all essential accessories - for a complete and enjoyable paddleboarding experience.



AERO SAVA SUP BOARD 8.6 PACKAGE

Package 486425010



AERO LINA SUP BOARD 10.0 PACKAGE

Package 486425003



BOARD TYPE

surf allround touring

FEATURES

5 year warranty • Non-slip EVA foam pattern: 3mm thick soft deckpad for comfortable SUPing • Lightweight vertical single layer dropstitching construction • Halkey Roberts Valve • Valve patch assistance • 8" fin • D-ring on tip and tail • Nose rocker: 23 cm | 9", Tail rocker: 0 cm | 0" • Recommended rider weight: Up to 80 kg | 180 lbs • Board weight: 6 kg | 13.2 lbs • Package weight: 11 kg | 24.4 lbs • Dimensions: 259 x 71 x 12 cm | 8'6" x 28" x 4.75" • Package contains: Aero Sava SUP Board 8.6, Double action pump, 10 ft | 3,04 m coiled leash, Freedom stick youth paddle



BOARD TYPE

surf allround touring

FEATURES

5 year warranty • Non-slip EVA foam pattern: 3mm thick soft deckpad for comfortable SUPing • Lightweight vertical single layer dropstitching construction • Halkey Roberts Valve • Valve patch assistance • 8" fin • Nose rocker: 19 cm | 7.5", Tail rocker: 0 cm | 0" • Recommended rider weight: Up to 90 kg | 198 lbs • Package weight: 14 kg | 31 lbs • Board weight: 8 kg | 17.5 lbs • Dimensions when inflated: 305 x 81,3 x 15 cm | 10' x 32" x 6" • Volume: 260 l • Package contains: Aero Lina SUP Board 10.0, adjustable 3-piece aluminum paddle, Nylon backpack, Single action pump, 10 ft | 3,04 m coiled leash

5y

5 year
Warranty**AERO NERA SUP BOARD 10.6 PACKAGE**

Package 486425004

**AERO VARNA SUP BOARD 11.0 PACKAGE**

Package 486425007

**BOARD TYPE**

surf allround touring

FEATURES

5 year warranty • Non-slip EVA foam pattern: 3mm thick soft deckpad for comfortable SUPing • Lightweight vertical single layer dropstitching construction • Halkey Roberts Valve • Valve patch assistance • 8" fin • Nose rocker: 23 cm | 9", Tail rocker: 0 cm | 0" • Max rider weight 100 kg | 220 lbs • Board weight: 8,5 kg | 18 lbs • Package weight: 13,5 kg | 30 lbs • Dimensions when inflated: 320 x 81,3 x 15 cm | 10'6" x 32" x 6" • Volume: 310 l • Package contains: Aero Nera SUP Board 10.6, adjustable 3-piece aluminum paddle, Nylon backpack, single action pump, 10 ft | 3,04 m coiled leash

**BOARD TYPE**

surf allround touring

FEATURES

5 year warranty • Non-slip EVA foam pattern: 3mm thick soft deckpad for comfortable SUPing • Lightweight vertical single layer dropstitching construction • Halkey Roberts Valve • Valve patch assistance • 8" fin • Nose rocker: 9", Tail rocker: 0" • Max rider weight 100kg | 220 lbs • Board weight: 8,5kg • Package weight: 13,9kg | 30.9lbs • Dimensions when inflated: 11'0" x 30" x 6" | 335 x 76,2 x 15cm • Volume: 315 l • Package contains: Aero Varna SUP Board 11.0, adjustable 3-piece aluminum paddle, Nylon backpack, Single action pump, 10ft | 3,04m coiled leash

CONCEPT SERIES



RASA COMPACT 10.6
EASY TO CARRY, MINIMAL
STORAGE



TANA HYBRID 11.2
A SUP AND KAYAK IN ONE!





MOHAKA 10.2
THE ALLROUND SUP WITH
ADDITIONAL WINDSURF OPTION

| | | | |
|------------------------|--------------------------|--------------------------|------------------------|
| MANOEUVRABILITY | | | |
| STABILITY | | | |
| SPEED | | | |
| DIMENSIONS FT | 10'6" x 32" x 6" | 11'2" x 34" x 6" | 10.2" x 31" x 6" |
| DIMENSIONS CM | 320 cm x 81,3 cm x 15 cm | 340 cm x 86,6 cm x 15 cm | 309 x 78,7 x 15 cm |
| VOLUME | 315 l | 300 l | 258 l |
| BOARD WEIGHT | 18 lbs 9,5 kg | 22.5 lbs 10,2 kg | 21 lbs 9,5 kg |
| RIDER WEIGHT | up to 220 lbs 100 kg | Up to 352 lbs 160 kg | up to 265 lbs 120 kg |
| FIN SET UP | 2x 4.7" EZ lock fin | 2x 8" EZ lock fin | 8" EZ lock fin |

PURPOSE BUILT

Discover the freedom of the water with our Concept SUP Series — expertly designed for specific needs and unique adventures.

The **Compact SUP** is perfect for tight spaces and travel, offering easy storage without sacrificing performance. For flexibility on the water, the **SUP/Kayak Hybrid** lets you switch from standing to seated paddling in seconds. And when the wind picks up, the **Mohaka windsurf SUP** features a mount for attaching a sail, adding extra thrill to your ride.



5y
5 year
Warranty

AERO RASA COMPACT SUP BOARD 10.6 PACKAGE

Package 486426002



AERO TANA HYBRID BOARD 11.2 PACKAGE

Package 486426001



BOARD TYPE

surf allround touring

FEATURES

5 years warranty • Non-slip EVA foam pattern: 3mm thick soft deckpad for comfortable SUPing • Lightweight vertical single layer dropstitching construction • Halkey Roberts valve • Valve patch assistance • Double 4.7" EZ-lock fin • Nose rocker: 23cm | 9" • Tail rocker: 0cm | 0" • Max rider weight: 100kg | 220 lbs • Board weight: 9.5kg | 18 lbs • Package weight: 13.5kg | 30 lbs • Dimensions when inflated: 320 x 81.3 x 15cm | 10'6" x 32" x 6" • Volume: 315l • Package contains: Aero Compact SUP Board 10.6, Adjustable 5-piece fiberglass paddle, Nylon backpack, Compact double action pump, Coiled leash 3.04m | 10ft



BOARD TYPE

surf allround touring

FEATURES

5 years warranty • Non-slip EVA foam pattern: 5mm thick soft deckpad for comfortable SUPing • Lightweight X-dropstitching construction • Flat bungee storage net • Halkey Roberts valve • Heat bonded technology: better layer quality and lightest construction in the market • Double 8" EZ lock fin • Paddle: 20% carbon with nylon blades • Nose rocker: 23cm | 9" • Tail rocker: 0cm | 0" • Recommended rider weight: up to 160kg | 352 lbs • Board weight: 10.2kg | 22.5 lbs • Package weight: 15.2kg | 33.5 lbs • Dimensions: 340 x 86.6 x 15cm | 133.9" x 34" x 6" • Volume: 300l • Package contains: Aero Hybride SUP Board 11.2, SUP & Kayak 5-piece paddle, Nylon backpack, Double action pump, Quick release waist belt, Coiled leash 3.04m | 10ft





AERO MOHAKA SUP BOARD 10.2 PACKAGE

Package without sail 486425001
 Package with sail 488825001


AERO MOHAKA SUP SAIL 3.5 M2

Sail only package 480023007



Windsurf insert mounted in the board

BOARD TYPE



PACKAGE WITHOUT SAIL

Item: 486425001



PACKAGE WITH SAIL

Item: 488825001



FEATURES

Mohaka: 5 year warranty • Non-slip EVA foam pattern: 5mm thick soft deckpad for comfortable SUPing, no matter how long your tour is • Lightweight X-dropstitching construction • Stringer on top and bottom for the best stiffness • Bungee storage net • Easy-to-carry neoprene handle with paddle holder • Halkey Roberts Valve • Heat bonded technology: better layer quality and lightest construction in the market • 8" EZ lock fin • Paddle 40% carbon • Nose rocker: 23 cm | 9", Tail rocker: 0 cm | 0" • Windsurf insert mounted in the board • Recommended rider weight: Up to 120 kg | 265 lbs • Board weight: 9,5 kg | 21 lbs • Package weight: 14,1 kg | 31 lbs • Dimensions: 309 x 78,7 x 15 cm | 10'2" x 31" x 6" • Package contains: Aero Mohaka SUP Board 10.2, adjustable 3-piece fiberglass paddle, waterproof backpack, double action pump, 3,04 m | 10 ft coiled leash

Sail: Age range 9 years and up • 3,5 m sail • Mast: 136 cm, luff 316 cm, boom 140 cm • Includes mast, mast extension, mast base, uphaul cord & boom



PREMIUM SERIES



YARRA PURPLE | STEEL BLUE 10.6
THE ALLROUND SUP

LOA 11.6
THE FAMILY SUP

| | | |
|-----------------|------------------------|------------------------|
| MANOEUVRABILITY | | |
| STABILITY | | |
| SPEED | | |
| DIMENSIONS FT | 10'6" x 32" x 6" | 11'6" x 34" x 6" |
| DIMENSIONS CM | 320 x 81,3 x 15 cm | 350 x 86,36 x 15 cm |
| VOLUME | 310 l | 360 l |
| BOARD WEIGHT | 20.9 lbs 9,5 kg | 23.8 lbs 10,8 kg |
| RIDER WEIGHT | Up to 308 lbs 140 kg | Up to 352 lbs 160 kg |
| FIN SET UP | 8" EZ lock fin | 8" EZ lock fin |



DUNA PURPLE | BLUE 11.6
THE EXPLORER SUP



NEVA 12.6
THE TOURING SUP

| | |
|------------------------|------------------------|
| | |
| | |
| | |
| 11'6" x 31" x 6" | 12'6" x 30" x 6" |
| 350 x 78,75 x 15 cm | 381 x 76,2 x 15 cm |
| 324 l | 320 l |
| 22.5 lbs 10,2 kg | 22.5 lbs 10,2 kg |
| Up to 352 lbs 160 kg | Up to 330 lbs 150 kg |
| 8" EZ lock fin | 8" EZ lock fin |

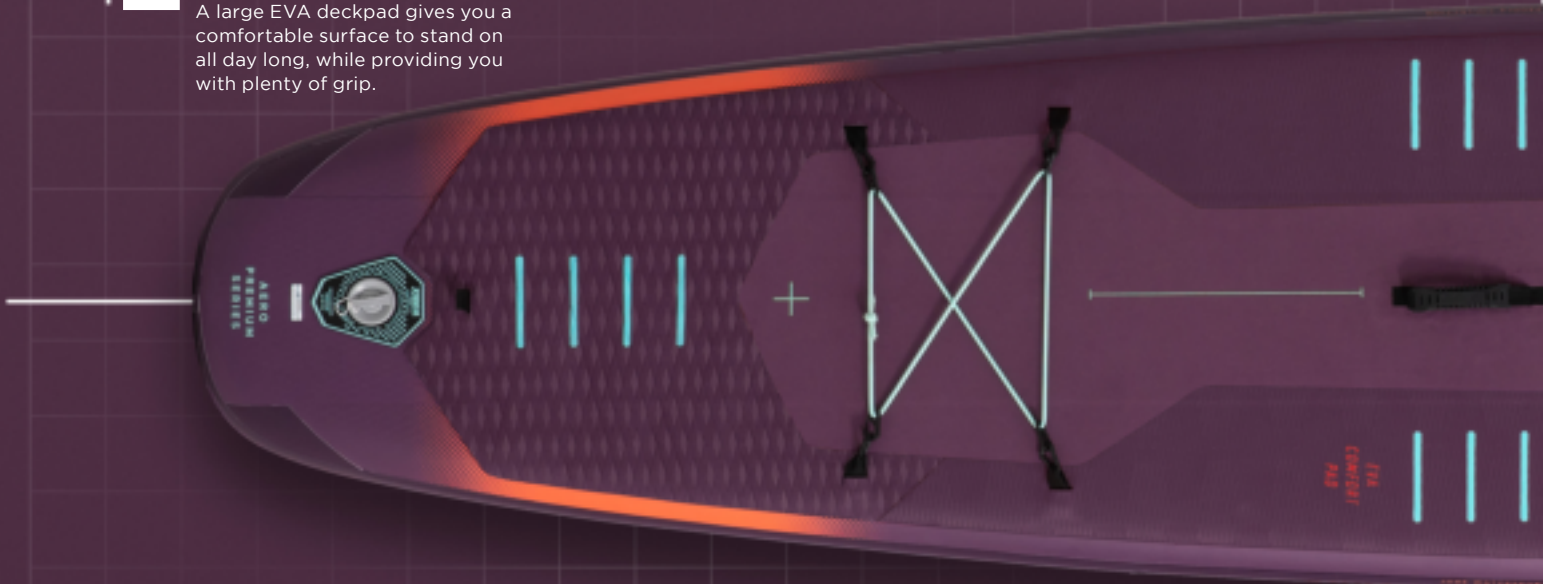
FORM FOLLOWS FUNCTION

01 DECKPAD

A large EVA deckpad gives you a comfortable surface to stand on all day long, while providing you with plenty of grip.

02 BUNGEE STORAGE CORD

Our storage cord is integrated in the design, creating more room to store your gear when you're out on the water.



EZ LOCK FIN

The most easy to use and secure fin ever! Easily click this fin in and secure it by pressing down the lock, it's as easy as can be.



03 HEAT BONDED TECH

Our heat bonded technology fuses layers of the board together using heat, creating a durable, airtight seal that enhances the board's longevity and performance!

PREMIUM QUALITY

When you buy a stand up paddle board from our Premium Aero range, you can expect something extra!

The Premium range comes with extra features which are unique to this collection, making it the best of the best!



WIDER AND LONGER DECKPAD

The Premium Aero Range comes with an extra wide deckpad, this gives you more freedom of movement on the SUP and gives you added room to take someone along for the ride.

The center part is covered with soft EVA foam for a comfortable ride and the back of our deckpad has diamond pattern for added grip to initiate fast turning.

04 RAIL TAPE

This raiitape is placed over the seams of the board creating a more durable board which guarantees the best airtightness.

06 DOUBLE STRINGER

A stringer on the top and bottom of the board for extra stiffness and strength, this also supports the rocker of the board making sure the SUP keeps its shape.



05 X-STITCHING

X stitching involves cross-stitching threads through the board's layers, creating a tight and secure bond that enhances the board's structural integrity.



40% CARBON STREAM PADDLE

Our Premium SUP boards come with a lighter, stiffer and better paddle; a fiberglass paddle with 40% carbon elements. It's three-piece adjustable making it easy to carry with you or store in a (SUP)bag. Our anti twist system on the paddle puts an end to additional forces by locking your adjustable system.



DOUBLE STRINGER

Jobe was ahead of the game with 1 stringer on the board but now we are adding another stringer on the bottom of the SUP. This makes for more stiffness and keeps a better rocker shape in the board. The double stringers are placed for extra stiffness and more control, this also supports the rocker of the board making sure the SUP keeps its shape.

5y
5 year
Warranty

AERO YARRA SUP BOARD 10.6 PACKAGE SUNSET PURPLE

Package 486425008

AERO YARRA SUP BOARD 10.6 PACKAGE STEEL BLUE

Package 486425009



BOARD TYPE

surf allround touring

FEATURES

5 year warranty • Non-slip EVA foam pattern: 5mm thick soft deckpad for comfortable SUPing, no matter how long your tour is • Lightweight X-dropstitching construction • Stringer on top and bottom for the best stiffness • Bungee storage net • Easy-to-carry neoprene handle with paddle holder • Halkey Roberts Valve • Heat bonded technology: better layer quality and lightest construction in the market • 8" EZ lock fin • Paddle 40% carbon • Nose rocker: 23 cm | 9", Tail rocker: 0 cm | 0" • Recommended rider weight: Up to 140 kg | 308 lbs • Board weight: 9,5 kg | 20.9 lbs • Package weight: 14,3 kg | 31.5 lbs • Dimensions: 320 x 81,3 x 15 cm | 10'6" x 32" x 6" • Volume: 310 | • Package contains: Aero Yarra SUP board 10.6 Steel Blue, adjustable fiberglass 3-piece paddle, waterproof backpack, double action pump, 10 ft | 3,04 m coiled leash





5y
5 year
Warranty

AERO DUNA SUP BOARD 11.6 PACKAGE SUNSET PURPLE

Package 486425005

AERO DUNA SUP BOARD 11.6 PACKAGE BLUE

Package 486425006



BOARD TYPE

surf allround touring

FEATURES

5 year warranty • Non-slip EVA foam pattern: 5mm thick soft deckpad for comfortable SUPing, no matter how long your tour is • Lightweight X-dropstitching construction • Stringer on top and bottom for the best stiffness • Bungee storage net • Easy-to-carry neoprene handle with paddle holder • Halkey Roberts Valve • Heat bonded technology: better layer quality and lightest construction in the market • 8" EZ lock fin • Paddle 40% carbon • Nose rocker: 23 cm | 9", Tail rocker: 0 cm | 0" • Recommended rider weight: Up to 160 kg | 352 lbs • Board weight: 10,2 kg | 22.5 lbs • Package weight: 15,2 kg | 33.5 lbs • Dimensions: 350 x 78,8 x 15 cm | 11'6" x 31" x 6" • Volume: 324 l • Package contains: Aero Duna SUP Board 11.6, Stream 40 adjustable 3-piece paddle, Nylon backpack, double action pump, Quick Release Waist Belt, 10 ft | 3,04 m coiled leash

5y
5 year
Warranty

AERO LOA SUP BOARD 11.6 PACKAGE

Package 486425014



AERO NEVA SUP BOARD 12.6 PACKAGE

Package 486425002



BOARD TYPE

surf allround touring

FEATURES

5 year warranty • Heat bonded technology: more layer quality and safety • Non-slip EVA foam pattern, allows comfortable long term SUPing • Lightweight X-dropstitching construction • Stringer on top and bottom for the best stiffness • Easy-to-carry neoprene handle with paddle holder • Bungee storage net • Halkey Roberts Valve • Valve patch assistance • D-ring on tip and tail • 8" EZ lock fin • Paddle: Shaft of 20% carbon and 80% fiberglass • A double stringer on the top and bottom for improved control • Nose rocker: 23 cm | 9", Tail rocker: 0 cm | 0" • Recommended rider weight: Up to 160 kg | 352 lbs • Board weight: 10,8 kg | 23.8 lbs • Package weight: 15,8 kg | 34.8 lbs • Dimensions when inflated: 350 x 86,4 x 15 cm | 11'6" x 34" x 6" • Volume: 360 l • Package contains: Aero Loa SUP Board 11.6, adjustable fiberglass 3-piece paddle, double action pump, 10 ft | 3,04 m coiled leash, waterproof backpack



BOARD TYPE

surf allround touring

FEATURES

5 year warranty • Heat bonded technology: more layer quality and safety • Non-slip EVA foam pattern, allows comfortable long term SUPing • Lightweight X-dropstitching construction • Stringer on top and bottom for the best stiffness • Easy-to-carry neoprene handle with paddle holder • Bungee storage net • Traction rail on bottom of the board for more control • Tail diffusor for more speed • Halkey Roberts Valve • 8" EZ lock fin • Valve patch assistance • D-ring on tip and tail • Nose rocker: 23 cm | 9", Tail rocker: 0 cm | 0" • Recommended rider weight: Up to 150 kg • 68 kg | 330 lbs • Board weight: 10,2 kg | 22,5 lbs • Package weight: 15,2 kg | 33,5 lbs • Dimensions: 381 x 76,2 x 15 cm | 12'6" x 30" x 6" • Volume: 320 l • Package contains: Aero Neva SUP Board 12.6, adjustable 3-piece fiberglass paddle, waterproof backpack, double action pump, 10 ft | 3,04 m coiled leash



ELITE SERIES



YARRA ELITE 10.6
THE ALLROUND SUP



DUNA ELITE 11.6
THE EXPLORER SUP



E-DUNA ELITE 11.6
THE ELECTRIC EXPLORER SUP

| | | | |
|------------------------|------------------------|------------------------|------------------------|
| MANOEUVRABILITY | | | |
| STABILITY | | | |
| SPEED | | | |
| DIMENSIONS FT | 10'6" x 32" x 6" | 11'6" x 31" x 6" | 11'6" x 31" x 6" |
| DIMENSIONS CM | 320 x 81,3 x 15 cm | 350 x 78,75 x 15 cm | 350 x 78,75 x 15 cm |
| VOLUME | 310 l | 324 l | 320 l |
| BOARD WEIGHT | 9,7kg 21.3lbs | 11kg 24.2 lbs | 12,4 kg 27.3 lbs |
| RIDER WEIGHT | Up to 140 kg 308 lbs | Up to 160 kg 352 lbs | Up to 115 kg 250 lbs |
| FIN SET UP | 8" EZ lock fin | 8" EZ lock fin | 8" EZ lock fin |



THE BEST OF THE BEST, FOR THOSE WHO WANT NOTHING LESS.

We have introduced the Elite Series for a select group of stand up paddlers who want nothing but the best. Jobe already offered one of the best boards in the world, and now we offer also the best packages in the world. Packed with the absolute best accessories of our range. "There's always room for improvement" does simply not apply for the Elite Series. We have gone all-in here!



ELITE INNOVATIONS

In this special range you will find the crème de la crème of stand up paddle boarding. This range is called into life to demand the stand up paddler who wants the best SUP experience possible.



HOOK SYSTEM

Adapt your board to the next tour you're going to make. Attach the cargo net or a drybag to your board. Whether you need big storage or just your bottle of water, the hook system adapts easily.

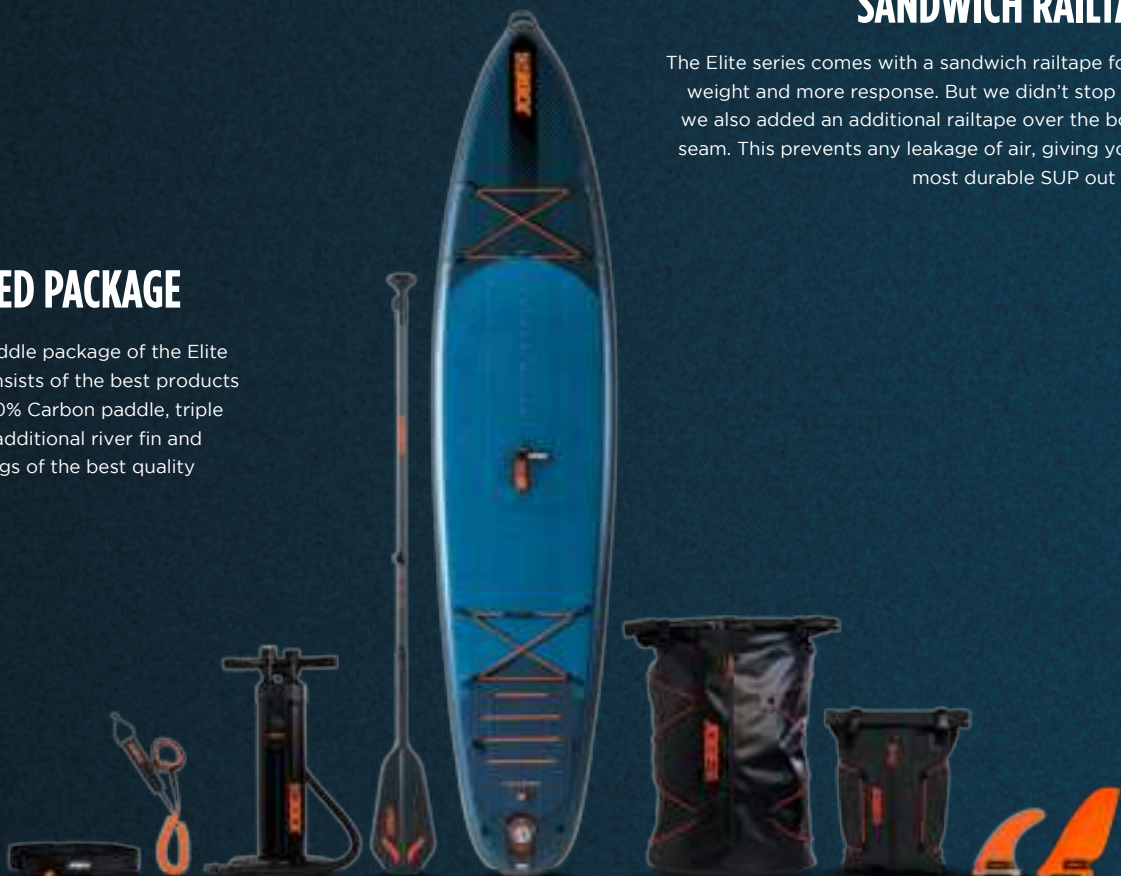


SANDWICH RAILTAPE

The Elite series comes with a sandwich railtape for less weight and more response. But we didn't stop there, we also added an additional railtape over the bottom seam. This prevents any leakage of air, giving you the most durable SUP out there.

UPGRADED PACKAGE

A stand up paddle package of the Elite series only consists of the best products possible. A 100% Carbon paddle, triple action pump, additional river fin and waterproof bags of the best quality possible.





CHANNELS

An innovative channel system which makes for a straighter line forward and gives you better traction on the water.



CUSTOM DECKPAD

A total new EVA deckpad pattern that is exclusive to the Elite series.



E-DUNA DRIVE

A powerful electric motor that both inflates your boards and sails you through the water. Provides up to 3 hours of running time and controllable on 3 different speed levels.

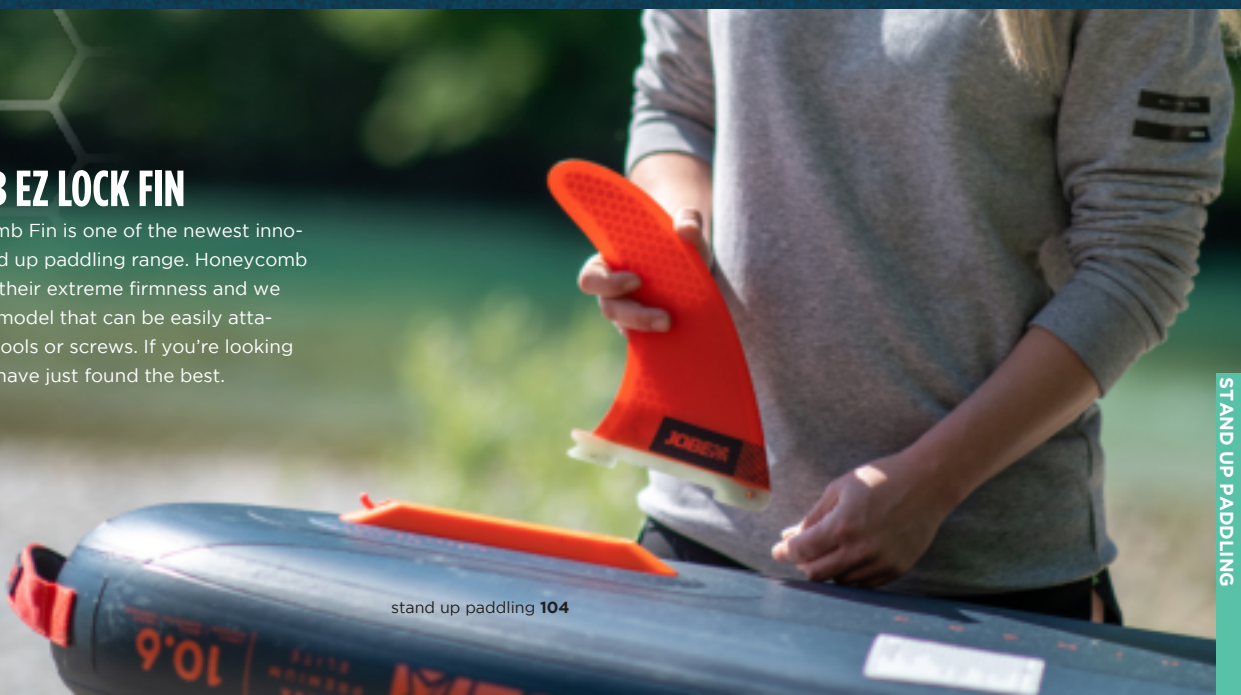


CARBON RAIL

Provides extra stiffness, more durability and of course a high-end finish that is a lust for the eye.

HONEYCOMB EZ LOCK FIN

The new Honeycomb Fin is one of the newest innovations in our stand up paddling range. Honeycomb fins are known for their extreme firmness and we have developed a model that can be easily attached without any tools or screws. If you're looking for the best... You have just found the best.



AERO YARRA SUP ELITE BOARD 10.6 PACKAGE

Item 486423011



BOARD TYPE

surf allround touring


FEATURES

5 year warranty • Heat bonded technology: more layer quality and safety • Jobe Non-slip EVA foam pattern, allows comfortable long term SUPing • Lightweight X-dropstitching construction • Sandwich rail tape with carbon sidewall • Stringer on top and bottom • Removable bungee storage net • Waterproof front bag and waterproof tail backpack connectable to the D-rings • Flat leash loop • Easy-to-carry neoprene handle with paddle holder • Bungee storage net • Halkey Roberts Valve • 8" EZ lock fin • D-ring on tip and tail • Valve patch assistance • Nose rocker: 23 cm | 9", Tail rocker: 0 cm | 0" • Recommended rider weight: Up to 140 kg | 308 lbs • Board weight: 9,7 kg | 21.3 lbs • Package weight: 14,7 kg | 32.4 lbs • Dimensions: 320 x 81,3 x 15 cm | 10'6" x 32" x 6" • Volume: 310 l • Package contains: Aero Elite Yarra SUP Board 10.6, Stream 100% carbon 3-piece paddle, 1 big waterproof backpack with hooks to connect your backpack onto your board, 1 small drybag with hooks to connect to your board, triple action pump, Padded Quick Release Waist Belt, 10 ft | 3,04 m coiled leash

5y
5 year
Warranty

AERO DUNA SUP ELITE BOARD 11.6 PACKAGE

Item 486423004



2 strategically placed channels are placed underneath the feet, for faster turning and improved traction.



A special center channel setup has been placed to center out the board and reduces the times you have to switch from sides with paddling.



BOARD TYPE

surf allround touring

FEATURES

5 year warranty • Heat bonded technology: more layer quality and safety • Jobe Non-slip EVA foam pattern, allows comfortable long term SUPing • Lightweight X-dropstitching construction • Sandwich rail tape with carbon sidewall • Stringer on top and bottom • Removable bungee storage net • Waterproof front bag and waterproof tail backpack connectable to the D-rings • Flat leash loop • Easy-to-carry neoprene handle with paddle holder • Halkey Roberts Valve • 8" EZ lock fin • D-ring on tip and tail • Nose rocker: 23 cm | 9" • 1 front fin and 2 middle fins underneath the standing position for extra grip and traction • Tail rocker: 0 cm | 0" • Recommended rider weight: Up to 150 kg | 330 lbs • Package weight: 16 kg | 35.2 lbs • Board weight: 11 kg | 24.2 lbs • Dimensions: 350 x 78,8 x 15 cm | 11'6" x 31" x 6" • Volume: 324 l • Package contains: Aero Elite Duna SUP Board 11.6, stream 100% carbon 3-piece paddle, 1 big waterproof backpack with hooks to connect your backpack onto your board, 1 small drybag with hooks to connect to your board, additional touring fin, triple action pump, Padded Quick Release Waist Belt, 10 ft | 3,04 m coiled leash

AERO E-DUNA SUP ELITE BOARD 11.6 PACKAGE

Package 488823001



BOARD TYPE



FEATURES

E-Duna SUP board: Heat bonded technology: more layer quality and safety • 5 year warranty • Jobe Non-slip EVA foam pattern, allows comfortable long term SUPing • Lightweight X-dropstitching construction • Sandwich rail tape with carbon sidewall • Stringer on top and bottom • Removable bungee storage net • Waterproof front bag and waterproof tail backpack connectable to the D-rings • Flat leash loop • Easy-to-carry neoprene handle with paddle holder • Halkey Roberts Valve • 8" EZ lock fin • D-ring on tip and tail • Nose rocker: 23 cm | 9" • 1 front fin and 2 middle fins underneath the standing position for extra grip and traction • Tail rocker: 0 cm | 0" • Recommended rider weight: Up to 150 kg | 330 lbs • Board weight: 4,7 kg | 10.4 lbs • Package weight: 19,7 kg | 43.7 lbs • Dimensions: 350 x 78,8 x 15 cm | 11'6" x 31" x 6" • Volume: 324 l • Package contains: Aero Elite Duna SUP Board 11.6, stream 100% carbon 3-piece paddle, 1 big waterproof backpack with hooks to connect your backpack onto your board, 1 small drybag with hooks to connect to your board, triple action pump, Padded Quick Release Waist Belt, 10 ft | 3,04 m coiled leash

Features motor: Motor and pump in 1 • 3 speed levels up to: 5 km/h | 3.1 mph | 2.7 knots • Running time: up to 3 hours (provides 3 hours of fully assisted cruising at 2 knots) • Remote: 0,1 kg | 0.22 lbs, can be mounted on the paddle (Bluetooth remote control) • Battery: 1,15 kg | 2.5 lbs • Charging time: 8 hours on 220 volts • Weight: 3,1 kg | 6.83 lbs • Dimensions: 52 x 21 x 15 cm | 20" x 8" x 6"

E-DUNA DRIVE & REMOTE





PADDLES



FREEDOM STICK YOUTH 2-PIECE



ALUMINIUM 3-PIECE



FUSION STICK 3-PIECE



STREAM 40% CARBON 3-PIECE



STREAM 100% CARBON 3-PIECE

| | | | | | |
|-----------------------|-----------------------|-----------------------|----------------------------|-----------------------------|-----------------------|
| ITEM | 486719002 | 486721010 - 486721018 | 486721011 - 486721012 | 486723004 • 486723005 | 486723007 • 486723008 |
| BLADE | Plastic | Plastic | Plastic | 40% Carbon - 60% Fiberglass | 100% Carbon |
| SHAFT | Fiberglass | Aluminium | 10% carbon, 90% fiberglass | 40% Carbon - 60% Fiberglass | 100% Carbon |
| HANDLE | Plastic T-grip | Plastic T-grip | Plastic T-grip | Fiberglass | 100% Carbon |
| WEIGHT | 780 g - 1.71 lbs | 980 g - 2.16 lbs | 960 g - 2.08 lbs | 780 g - 1.7 lbs | 680 g - 1.49 lbs |
| PIECES | 2 | 3 | 3 | 3 | 3 |
| ADJUSTMENT | Pin-hole click and go | Clip with lever | Clip with lever | Clip with lever | Clip with lever |
| STIFFNESS | | | | | |
| LENGTH CM | 137 cm x 171 cm | 170 cm x 210 cm | 170 cm x 210 cm | 180 cm x 220 cm | 180 cm x 220 cm |
| LENGTH INCH | 53.9" x 67.3" | 66.9" x 82.6" | 66.9" 82.6" | 70.8" x 86.6" | 70.8" x 86.6" |
| BLADE WIDTH | 180 mm • 7.1" | 220 mm • 8.7" | 220 mm • 8.7" | 191 mm • 7.5" | 191 mm • 7.5" |
| BLADE SURFACE | 84 in ² | 94 in ² | 94 in ² | 91 in ² | 91 in ² |
| BLADE ANGLE | 9° | 5° | 5° | 10° | 10° |
| EDGE PROTECTOR | No | Yes | No | No | Yes |

INSPIRED BY NATURE, PERFECTED BY HUMAN

The new Stream paddle owes its origin to one of nature's best paddlers: Ducks! Millions of years of evolution have formed a shape that creates the best motion with as less effort as possible. We have processed that unique shape in our all new paddle: **THE STREAM.**



ANATOMY BREAKDOWN

As we said, this paddle is inspired by duck feet and it shows in its design. A duck feet has 3 long toes with the web in between and you can see the resemblance in our Stream Paddle! Three ribs, one in the middle and two on the sides, act as the bones and reinforce the blade. The rest of the blades, functions as the webbing in between the toes which push you forward when paddling. This structure is tried and tested through evolution itself, so we can tell you: this works great!



INFLATABLE SUP SEAT

Item 480024002



FEATURES

Deflated size: 75 x 29 cm • Inflated size: 73 x 28 x 25 cm • 420 Denier • 0,5mm | 20 gauge PVC • Tapered shape that fits all • 2 straps with buckles

KAYAK & SUP CARRY STRAP

Item: 609925001



FEATURES

Carry your Kayak or SUP anywhere • Comfortable sholder patch • Length: 178cm | 70 inch • Carrying capacity: 25KG, 55 Lbs • 2 buckles • 2 clips and D-rings



SUP PUMP DOUBLE ACTION 20 PSI

Item 480023002



FEATURES

Double or single action up to 20 psi (1,9 bar) • 2000 cm³ cylinder for quick pumping • Finish effortlessly by switching to single action • Pressure gauge • Halkey Roberts nozzle: fits all Jobe SUP valves

TRIPLE ACTION SUP PUMP

Item 410023001



FEATURES

2 cylinders with triple action for quick result • Double or single action up to 21 psi • capacity 3,5 + 3,5 l • Gauge to keep control • Protected air inlet • Halkey Roberts nozzle: fits all Jobe SUP valves

SUP PUMP 12V

Item 410020001



FEATURES

12v pump • Car battery alligator clips cable • Cigarette lighter connector • Fast two-stage low-to-high pressure inflation • Pumps up to 20 psi • 15 Ampere fuse required for this pump • Dimensions: 11.6" x 5.3" x 6.3" • 29,5 x 13,5 x 16 cm

PORTABLE ELECTRIC AIR PUMP WITH BAG

Item 410022001



FEATURES

Halkey Roberts nozzle, fits all Jobe SUP valves • Pumps up to 20 psi • works on cigarette lighter plug or on the separate battery • Including 1 battery • Carrying bag • Handle for easy carrying • Shuts automatically after reaching desired psi • Inflates and deflates • Weight: 4.2kg | 9.3lbs • Pump Dimensions: 9" x 7" x 6.2" | 23 x 18 x 16 cm • Battery dimensions: 6" x 3.7" x 5.7" | 15.6 x 9.6 x 14.6 cm

PRESSURE GAUGE

Item 480020010



FEATURES

Fits a Halkey Roberts valve • Measure up to 20 psi • Ø 1.6" x 3" • Ø 40 x 75 mm

AERO SUP REPAIR KIT BLACK

Item 480019004



FEATURES

PVC Patches in 13 colors • 1 tube of glue • 1 wrench

ADDICT SUP BOAT RACK

Item 400019001



FEATURES

Fits 7|8", 1" & 1-1|4" rails • 061 aluminum alloy • Sandblasted anodized • Heat press, die cut, EVA protective foam • Heavy duty shock cords keep boards in place

SUP PADDLE FLOAT SUPPORT

Item 486718001



FEATURES

5 mm thick floating foam • Length: 13,6" • 34,5 cm

ALL-IN ONE PADDLE BAG

Item 222019001



FEATURES

Foldable to 100 cm to fit your three-piece paddle • Strap for easy carrying • Suited for 3 piece, 2 piece and fixed paddles

AERO CENTER SUP FIN ORANGE AND LIME

Lime 489921007
Orange 489921008

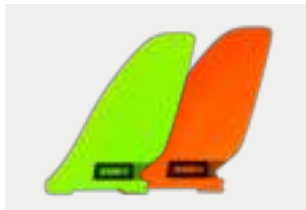


FEATURES

8" EZ lock fin • Fits Premium & Elite boards

TOURING FIN ORANGE AND LIME

Lime 489923021
Orange 489923016



FEATURES

11" EZ lock fin • Fits Premium & Elite boards

RIVER FIN ORANGE AND LIME

Lime 489923020
Orange 489923017



FEATURES

5" EZ lock fin • Fits Premium & Elite boards

HONEYCOMB FIN ORANGE

Item 489923015

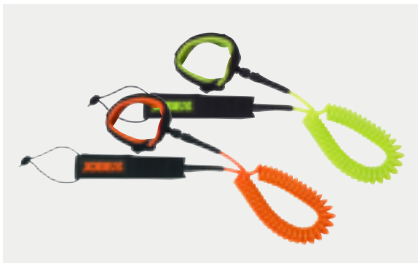


FEATURES

8" EZ lock fin • Fits Premium & Elite boards

SUP LEASH COIL 10FT LIME AND ORANGE

Lime 489921002
Orange 489921001



FEATURES

10 ft • 3,04 m coiled leash • Material: TPU • Key pocket in the foot strap

SUP LEASH 9FT

Item 480018021



FEATURES

Length 9 ft. | 274 cm • Material: TPU • Key pocket in the foot strap

WEBBING BUNGEE DOCK TIE

Item 210017035



FEATURES

6 ft • 2,13 m mainline • Stainless steel hooks • Floating mainline • To attach your board to the dock

CARGO NET AERO SUP

Midnight blue 480023004

Teal 480023006



FEATURES

Bungee to store a bottle or other accessories. • Pocket for your phone with water repellent zipper • Bungee cord with 4 hooks to connect the cargo net to your SUP.

SUP | KAYAK CART

Item 480025001



PADDED QUICK RELEASE WAIST BELT

Item 480023001



QUICK RELEASE WAIST BELT

Item 480023005



FEATURES

Lightweight cart with large removable wheels • Side stability kickstand • EVA bumpers to protect your board • Roll effortlessly because of the stainless steel bearings • Downstrap included

FEATURES

Attached any ankle leash cuff to the waist belt • Easy to reach quick releasing buckle with bright toggle • Comfortable padding • Size 88 up to 128cm

FEATURES

Attached any ankle leash cuff to the waist belt • Easy to reach quick releasing buckle with bright toggle • Size 88 up to 128 cm



LIFE VESTS



JOBE'S PERFECT FIT

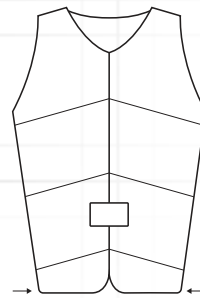
Jobe watersports life vests and buoyancy aid vests have a better fit than ever: Jobe's Perfect Fit. The fit of every Jobe vest is based on scientific research (conducted by TNO, 2015), where people of all sizes and ages were measured and weighted to determine the optimal size for every body type. We took these measures to extend our size range. Every vest is then tested by an official certified institution to make sure it meets the highest quality, comfort and safety standards.

A size for every body!

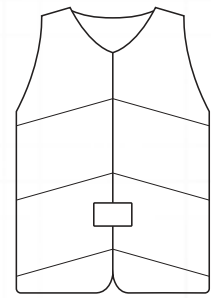


MENS PLUS SIZES

Whether you have an athlete or leisure kind of body type; there's always a vest with the right fit for every man and every body out there. Our + range gives just a bit more room around the waist so everyone can find their perfect fit!



XS to XL



XL+ to 5XL+

WOMENS PLUS SIZES

Plus sizes for Women life vests have a different meaning than the men life vests. To create a perfect fit for our female customer we have minimized the grading between the women vests sizing, this resulted into the plus sizes in the women range to ensure you find your perfectly tailored vest. For example; the S+ vest has the same length but a wider fit than the S sized vest.

XS S **S+** M **M+** L XL XXL



NEOPRENE MEN

A FAVORITE AMONG WATERSPORTS ENTHUSIASTS

The Neoprene Men vest is a fusion between our old Neoprene vest and Segmented vest. By combining these, we made a new vest, which offers more freedom of movement, a better fit and better performance. This makes our neoprene vest a real “bang for your buck” product, which you won’t find anywhere else!



MATERIALS



NEOPRENE FABRIC

(Full & Supreme comfort)

- High stretch
- Soft to the skin
- Flexible fabric for complete freedom of movement



PVC FOAM

(Dual & Adventure vest)

- Durable closed cell foam
- Comfortable & soft










EPE FOAM

(Universal & 4 buckle vest)

- Lightweight
- Low water absorption

CHOOSE YOUR LIFE VEST

Our life vest range covers everything from essential safety to peak performance. We offer various options to suit everyone - from casual riders to dedicated pros. Each vest is designed in a different range of comfort. At the top end, you'll find ultimate freedom of movement, ideal for wakeboarding where flexibility is key.

| | MEN | WOMEN | UNISEX |
|-----------------|--|--|---|
| SUPREME COMFORT |  <p>FRAGMENT (P18) UNIFY (P18) PREMIUM UNIFY (P18)</p> |  <p>FRAGMENT (P18) UNIFY (P18)</p> | |
| FULL COMFORT |  <p>NEOPRENE (P18) PREMIUM NEOPRENE (P18)</p> |  <p>NYLON (P18) NEOPRENE (P18)</p> |  <p>ADVENTURE (P18)</p> |
| REGULAR COMFORT | | |  <p>4 BUCKLE (P18) DUAL (P18)</p> |
| BASIC COMFORT | | |  <p>UNIVERSAL (P18) COMF. BOATING (P18)</p> |



MEN

NEOPRENE VEST MEN LIME GREEN

Item 244922004




SIZE

S M L XL XL+ 2XL+ 3XL+



NEOPRENE VEST MEN MIDNIGHT BLUE

Item 244922003



SIZE

S M L XL XL+ 2XL+ 3XL+



COMFORT LEVEL



FEATURES

50N ISO-certified (buoyancy aid) • Always a perfect fit: more comfort and safety • Available in plus sizes • Soft PVC foam • Soft & flexible neoprene fabric • Front zipper for fast entry • Adjustable webbing strap: 3,8 cm | 1.5" (2x) • Split foam panels for freedom of movement • Safety D-ring attachment to attach an emergency cord • Water drainage system • Strong YKK buckle & YKK zipper • Made of 30% based limestone neoprene • Packed in recycled plastic polybag

NEOPRENE VEST MEN GRAPHITE GREY

Item 244922001

NEOPRENE VEST MEN BURGUNDY RED

Item 244922002

NEOPRENE VEST MEN REAL TEAL

Item 244922011



SIZE

- S
 - M
 - L
 - XL
 - XL+
 - 2XL+
 - 3XL+
 - 4XL+
 - 5XL+
- } only graphite grey



COMFORT LEVEL



FEATURES

50N ISO-certified (buoyancy aid) -- Always a perfect fit: more comfort and safety -- Available in plus sizes -- Soft PVC foam -- Soft & flexible neoprene fabric -- Front zipper for fast entry -- Adjustable webbing strap: 3,8 cm | 1.5" (2x) -- Split foam panels for freedom of movement -- Safety D-ring attachment to attach an emergency cord -- Water drainage system -- Strong YKK buckle & YKK zipper -- Made of 30% based limestone neoprene -- Packed in recycled plastic polybag

UNIFY VEST MEN STEEL BLUE

Item 244923010

UNIFY VEST MEN COBALT BLUE

Item 244923008


UNIFY VEST MEN BLACK

Item 244923007

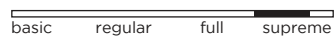


SIZE

- XS
- S
- M
- L
- XL
- XL+
- 2XL+
- 3XL+



COMFORT LEVEL



FEATURES

50N ISO-certified (buoyancy aid) • Comfort of a non-certified vest • Always a perfect fit: more comfort and safety • Made of 100% based limestone neoprene • Available in plus sizes • Soft PVC foam • Front zipper for fast entry • Soft & flexible neoprene fabric • Split foam panels for maximum freedom of movement • Adjustable webbing strap: 3,8 cm | 1.5" • Water drainage system • Inside pocket with waterproof bag connector cord • Safety D-ring attachment to attach an emergency cord • Embossed neoprene • Transparent PVC details for a technical look and feel • Strong buckles & YKK zipper

PREMIUM NEOPRENE VEST BLACK

Item 244923013



SIZE

XS S M L XL 2XL+ 3XL+



COMFORT LEVEL


basic regular full supreme

FEATURES

50N ISO-certified (buoyancy aid) • Always a perfect fit: more comfort and safety • Made of 30% based limestone neoprene • Soft PVC foam • Front zipper for fast entry • Soft & flexible neoprene fabric • Split foam panels for maximum freedom of movement • Adjustable neoprene waist belt inside the vest for back support • Low horizontal foam segment to support sitting posture • Adjustable webbing strap: 3.8 cm | 1.5" (2x) • Integrated webbing for a clean look • Neoprene pockets with velcro closure (2x) • Safety D-ring attachment to attach an emergency cord • Water drainage system • Neoprene holding handles (2x) • 3D mesh fabric backpanels for perfect hydration • Strong YKK buckle & YKK zipper

PREMIUM UNIFY VEST BLACK

Item 244923014



SIZE

S M L XL 2XL+ 3XL+



Integrated back support

COMFORT LEVEL

basic regular full supreme

FEATURES

50N ISO-certified (buoyancy aid) • Always a perfect fit: more comfort and safety • Made of 30% based limestone neoprene • Soft PVC foam • Front zipper for fast entry • Soft & flexible neoprene fabric • Split foam panels for maximum freedom of movement • Adjustable neoprene waist belt inside the vest for back support • Low horizontal foam segment to support sitting posture • Adjustable webbing strap: 3.8 cm | 1.5" (2x) • Integrated webbing for a clean look • Neoprene pockets with velcro closure (2x) • Safety D-ring attachment to attach an emergency cord • Water drainage system • Neoprene holding handles (2x) • 3D mesh fabric back panels for perfect hydration • Strong YKK buckle & YKK zipper



50 NEWTON BODYWARMER MEN MIDNIGHT BLUE

Midnight Blue 244924003



The bodywarmer deserves his name due to the 50 Newton floatability.

SIZE

XS S M L XL+ 2XL+ 3XL+



COMFORT LEVEL

basic regular full supreme

FEATURES

50N ISO-certified (buoyancy aid) • Best of both worlds: Bodywarmer and lifejacket. Always a perfect fit: more comfort and safety • Available in plus sizes • Comfort and fit of a casual bodywarmer • Front zipper for fast entry • Strong and lightweight nylon • Water drainage system • Inside pocket with carabiner hook (2x) • Safety D-ring attachment to attach an emergency cord • Ripstop nylon fabric • Elastic cord in the collar • Strong YKK zipper


FRAGMENT VEST MEN GREY

Item 244924001



FRAGMENT VEST MEN MIDNIGHT BLUE

Item 244922010

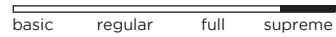


SIZE

S M L XL+ 2XL+ 3XL+



COMFORT LEVEL



FEATURES

50N ISO-certified (buoyancy aid) • Comfort of a non-certified vest • Always a perfect fit: more comfort and safety • Available in plus sizes • Soft PVC foam • Front zipper for fast entry • Water drainage system • Inside pocket with waterproof bag connector cord • Safety D-ring attachment to attach an emergency cord • Lasercut neoprene panels for high end feel on the water • Soft & flexible supreme stretch fabric • Separated foam panels for maximum freedom of movement • Protective zipper flap and cover • Longer fit • Strong YKK Zipper • Made of 100% based limestone neoprene • Packed in recycled plastic polybag

A FRAGMENT OF WHAT TO EXPECT

Top performance is what it's all about! We wanted to create a vest which has the best performance, but which also keep safety in mind. Strategically placed panels make for optimal freedom of movement but ensure floatation. Where others sacrifice safety for performance, we went above and beyond to ensure the best of both!



SIMPLY THE BEST!

From its focus on safety, to its freedom of movement, to the "Perfect Fit" technology, the Fragment has it all! But it's also made from the best neoprene, which is our Supreme Stretch Neoprene. A vest with such a great panel placement, combined with the stretchiness of our neoprene makes for a vest which is simply the best!



WOMEN

NYLON VEST WOMEN VINTAGE TEAL

Item 244821001



SIZE

XS S S+ M M+ L XL 2XL




COMFORT LEVEL

basic regular full supreme

FEATURES

50N ISO-certified (buoyancy aid) • Always a perfect fit: more comfort and safety • Available in plus sizes • Lightweight EPE foam • Front zipper for fast entry • Strong & lightweight nylon fabric • Short fit for more freedom of movement • Adjustable webbing strap: 3,8 cm (1.5") (2x) • Water drainage system • Safety D-ring attachment to attach an emergency cord • Strong YKK buckle & YKK zipper • Packed in recycled plastic polybag



NEOPRENE VEST WOMEN ROSE PINK

Item 244922005



NEOPRENE VEST WOMEN MIDNIGHT BLUE


Item 244922006



SIZE



SIZE



COMFORT LEVEL



FEATURES

50N ISO-certified (buoyancy aid) • Always a perfect fit: more comfort and safety • Available in plus sizes • Soft PVC foam • Front zipper for fast entry • Soft & flexible neoprene fabric • Embroidery stitching pattern for luxurious feel • Adjustable webbing strap: 3,8 cm (1.5") (2x) • Safety D-ring attachment to attach an emergency cord • Water drainage system • Short fit for more freedom of movement • Strong YKK buckles & YKK zipper • Made of 30% based limestone neoprene • Longer fitting of 3 cm total length • Packed in recycled plastic polybag


UNIFY VEST WOMEN ROSE PINK

Item 244923006



UNIFY VEST WOMEN VINTAGE TEAL

Item 244923001



SIZE

XS S S+ M M+ L XL 2XL



COMFORT LEVEL

basic regular full supreme

FEATURES

50N ISO-certified (buoyancy aid) • Comfort of a non-certified vest • Always a perfect fit: more comfort and safety • Made of 100% based limestone neoprene • Available in plus sizes • Soft PVC foam • Front zipper for fast entry • Soft & flexible neoprene fabric • Split foam panels for maximum freedom of movement • Adjustable webbing strap: 3,8 cm (1.5") • Water drainage system • Inside pocket with waterproof bag connector cord • Safety D-ring attachment to attach an emergency cord • Embossed neoprene • Transparent PVC details for a technical look and feel • Strong YKK buckle & YKK zipper

FRAGMENT VEST WOMEN VINTAGE TEAL


Item 244922007



SIZE



COMFORT LEVEL




FEATURES

50N ISO-certified (buoyancy aid) • Comfort of a non-certified vest • Always a perfect fit: more comfort and safety • Made of 100% based limestone neoprene • Available in plus sizes • Separated foam panels for maximum freedom of movement • Lasercut neoprene panels for high-end feel on the water • Soft & flexible supreme stretch fabric • Front zipper for fast entry • Protective zipper flap and cover • Water drainage system • Inside pocket with waterproof bag connector cord • Safety D-ring attachment to attach an emergency cord • Longer feminine fit • Strong YKK buckle & YKK zipper • Packed in recycled plastic polybag

50 NEWTON BODYWARMER WOMEN MIDNIGHT BLUE

Midnight blue 244924002



SIZE



COMFORT LEVEL



FEATURES

50N ISO-certified (buoyancy aid) • Comfort and fit of a casual bodywarmer • Always a perfect fit: more comfort and safety • Available in plus sizes • Feminine fit • Front zipper for fast entry • Strong and lightweight ribstop nylon fabric • Elastic cord in the collar • Water drainage system • Inside pocket with carabine hook (2x) • Safety D-ring attachment to attach an emergency cord • Strong YKK zipper

BODYWARMER & SAFETY VEST



50N BUOYANCY AID



UNISEX



4 BUCKLE VESTS

Lime 244823001 | 244823021
 Black 244823004 | 244823019

Blue 244823013 | 244823020



SIZE XS S M L XL 2XL 3XL



SIZE XS S M L XL 2XL



SIZE XS S M L XL 2XL 3XL 4XL



COMFORT LEVEL



FEATURES

50N ISO-certified (buoyancy aid) • Always a perfect fit: more comfort and safety
 • Soft PVC foam on front & sides, lightweight EPE foam on back • Strong & light-weight nylon fabric • Adjustable webbing strap: 3.8 cm (1.5") (4x) • Safety D-ring attachment to attach an emergency cord • Water drainage system • Unisex fit • Strong YKK buckles

ADVENTURE VEST MIDNIGHT BLUE

Item 244824002



ADVENTURE ATLANTIC GREEN

Item 244825002



SIZE

XS/S

S/M

L/XL

2XL/3XL



COMFORT LEVEL



FEATURES

50N ISO-certified (buoyancy aid) • Comfortable PVC foam • Strong & light-weight nylon fabric • Neoprene shoulder straps for extra comfort • Neoprene elastic hem for better fit and comfort • Adjustable webbing straps: 3.8 cm (1.5") (1x) and 2.5 cm (1") (1x) • Elastic side panels for double sizing • Unisex fit • Short fitting for comfort and flexibility • Inside pocket with carabine hook (2x) • Strong YKK buckles & YKK zipper



DUAL VESTS

Lime 244823005 | 244823025
 Teal 244823017 | 244823026

Blue 244823006 | 244823024
 Black 244823008 | 244823023



SIZE

S | M L | XL 2XL | 3XL 4XL | 5XL



COMFORT LEVEL



FEATURES

50N ISO-certified (buoyancy aid) • Always a perfect fit: more comfort and safety
 • Strong & lightweight nylon fabric • Safety D-ring attachment to attach an emergency cord • Water drainage system • Comfortable due to nylon sides • Unisex fit • Soft PVC foam on front & sides, lightweight EPE-foam on back • Adjustable webbing strap: 3.8 cm (1.5") (4x) • Strong YKK buckles



UNIVERSAL VESTS

Teal 244823003 | 244823025

Red 244823011 | 244823026

Blue 244823012 | 244823024



SIZE

UNI

COMFORT LEVEL



FEATURES

50N ISO-certified (buoyancy aid) • Always a perfect fit: more comfort and safety • Soft PVC foam on front & sides, lightweight EPE-foam on back • Strong & lightweight nylon fabric • Adjustable webbing strap: 3.8 cm (1.5") (4x) • Safety D-ring attachment to attach an emergency cord • Water drainage system • Unisex fit • Strong YKK buckles

UNIVERSAL PACKAGE (4 VESTS)

Item 244823009



SIZE

COMFORT LEVEL



FEATURES

50N ISO-certified (buoyancy aid) • Always a perfect fit: more comfort and safety • Lightweight EPE-foam • Strong & lightweight nylon fabric • Water drainage system • Adjustable sizing due to open sides • Unisex fit • Ventilating transparent bag • Package: 4 vests • Adjustable webbing strap: 2.5 cm (1") (3x) • Safety D-ring attachment to attach an emergency cord • Strong YKK buckles

EASY BOATING PACKAGE

Item 244825001



COMFORT LEVEL

basic regular full supreme

SIZE

UNI

FEATURES

100N ISO-certified (life jacket) • Lightweight EPE-foam • Strong & lightweight polyester fabric • Bright color & reflecting panels for optimal visibility • Whistle in case of emergency • Ventilating bag • Unisex fit • Package: 4 vests • Sizes: 2x 50-70 kg, 2x 70+ kg

PET VEST

Lime teal 240023001



SIZE

XS S M L XL

FEATURES

Strong & lightweight nylon fabric • EPE-foam • Reflective handle on back of the vest • Adjustable webbing strap: 2,5 cm (1") • Safety D-ring for attaching a dog leash • Strong YKK buckle & YKK zipper

COMFORT BOATING VEST YELLOW

Item 244823010



COMFORT LEVEL

basic regular full supreme

SIZE

60|90KG

90+KG

FEATURES

100N ISO-certified (life jacket) • Lightweight EPE-foam • Strong & lightweight polyester fabric • Bright color & reflecting panels for optimal visibility • Whistle in case of emergency • Ventilating bag • Unisex fit • Package: 4 vests • Sizes: 2x 50-70 kg, 2x 70+ kg



KIDS



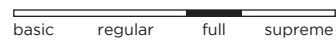
NEOPRENE VESTS YOUTH

Teal 244925002
Midnight blue 244926001

Lime Green 244925003
Blue 244925004



COMFORT LEVEL



SIZE

- 116
- 128
- 140
- 152
- 164
- 176

FEATURES

50N ISO-certified (buoyancy aid) • Made of 30% based limestone neoprene • Soft PVC foam • Front zipper for fast entry • Soft & flexible neoprene fabric • Adjustable webbing strap: 3,8 cm (1,5") (2x) • Water drainage system • Unisex fit • Strong buckles & YKK zipper

NYLON VESTS YOUTH

Red 244823015
Teal 244823016

Lime Green 244823007
Blue 244823014



SIZE

UNI



COMFORT LEVEL



FEATURES

50N ISO-certified (buoyancy aid) • Lightweight EPE-foam • Strong & lightweight nylon fabric • Adjustable webbing strap: 3,8 cm (1,5") (3x) • Water drainage system • Unisex fit • One size 30-40 kg • Strong YKK buckles



JOBE
INFLATABLE BOAT
INSTRUCTIONS
1. Read the instructions carefully before use.
2. Do not use the boat in rough weather or strong currents.
3. Always wear your seat belt and life vest.
4. Do not drink alcohol or use drugs while operating the boat.
5. Do not exceed the maximum weight capacity.
6. Do not use the boat as a toy.
7. Do not use the boat for racing or competitive activities.
8. Do not use the boat for commercial purposes.
9. Do not use the boat for fishing or other activities that require the use of weapons or tools.
10. Do not use the boat for any other purpose not intended by the manufacturer.

JOBE 



NEOPRENE SAFETY VEST YOUTH

Item 244920001

COMFORT LEVEL

basic regular full supreme

SIZE

XS | S M | L

FEATURES

100N ISO-certified (life jacket) • EPE-foam • Front zipper for fast entry • Water drainage system • Unisex fit • Crotch strap for optimal safety • Whistle in case of emergency • Bright color & reflecting panels for optimal visibility • Soft & flexible neoprene fabric on the outside and light 3D fabric on the inside • Adjustable webbing strap: 2,5 cm (1") (2x) • Sizes: XS|S: < 20 kg, M|L: 20-30 kg • Strong YKK buckle & YKK zipper • Packed in recycled plastic polybag



COMFORT BOATING VEST YOUTH YELLOW

Item 244823010

COMFORT LEVEL

basic regular full supreme

SIZE

10|15kg 15|20kg 20|30kg 30|40kg 40|60kg

FEATURES

100N ISO-certified (life jacket) • Lightweight EPE-foam • Strong & lightweight fabric • Adjustable webbing strap: 3,8 cm (1,5") and 2,5 cm (1") • Crotch strap for optimal safety • Bright color & reflecting panels for optimal visibility • Whistle in case of emergency • Unisex fit



SCRIBBLE VEST

Item 244823018

COMFORT LEVEL

basic regular full supreme

SIZE

UNI

FEATURES

50N ISO-certified (buoyancy aid) • Lightweight EPE-foam • Front zipper for fast entry • Strong & lightweight nylon fabric • Adjustable webbing strap: 1" • 2,5cm (2x) • Water drainage system • Unisex fit • Crotch strap for optimal safety • One size 30-40kg • Strong YKK buckle & YKK zipper

50 NEWTON BODYWARMER YOUTH

Dark Teal 244920024

Midnight Blue 244920025



SIZE



COMFORT LEVEL



FEATURES

- 50N ISO-certified (buoyancy aid) • Comfort and fit of a casual bodywarmer
- Always a perfect fit: more comfort and safety • Front zipper for fast entry • Strong and lightweight nylon fabric • Water drainage system • Inside pocket with carabiner hook (2x) • Safety D-ring attachment to attach an emergency cord • Strong YKK zipper



WETSUITS



FOR ALL WATERSPORTS

With a Jobe wetsuit you can enjoy watersports all year long! The thickness, length, construction and the thermo lining of the suit determines the warmth of a wetsuit. Jobe wetsuits range from 2 to 4/3 mm neoprene, so you can hit the water with any temperature.

All Jobe wetsuits have ergonomic panels for optimal freedom of movement and comfort. Perfect for all kind of watersports! On top of that, the collection has fresh colors with bright details that matches with the rest of the Jobe collection.

MIX AND FIND YOUR PERFECT MATCH!



NEW FOR 2026

We're excited to introduce two fresh additions to our wetsuit collection: the **Neoprene Short** and the **Neoprene Longsleeve**. Designed for comfort, performance, and versatility, these pieces are perfect for longer sessions in the water on slightly colder days.

The Neoprene Short offers flexibility and core warmth without restricting movement, while the Longsleeve provides lightweight insulation with full upper-body coverage.


LIMESTONE NEOPRENE

At Jobe, we use a Limestone based neoprene, which comes with lots of benefits. It's light, warm, it soaks up less water, has more flex and limestone has better isolation qualities. This offers great freedom of movement for the ultimate watersports experience. On top of that this fabric is more resistant to tearing than traditional wetsuits, so it makes them more durable!




WHAT WE'RE MADE OF

We demand only the best neoprene for our wetsuits. Neoprene is the most important determinant of stretch and because we believe you should comfortably perform water sports, Jobe wetsuits all have a great level of stretch. Enjoy the comfort and flexibility of how we incorporate stretch in our wetsuits.



REGULAR STRETCH

1. Polyester top layer
2. Cr foam for a comfortable feeling
3. Polyester bottom layer



FULL STRETCH

1. Polyester top layer for excellent stretch, a smooth feeling and a soft touch
2. Scr foam for a comfortable feeling
3. Stretch polyester bottom layer



SUPREME STRETCH

1. Stretch polyester top layer for excellent stretch, a smooth feeling and a soft touch
2. Cr foam for a comfortable feeling and extra stretch
3. Stretch polyester bottom layer with a thermo finish


REGULAR STRETCH



FULL STRETCH

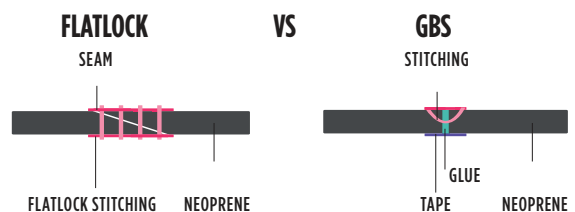


SUPREME STRETCH



STITCHING TECHNIQUES

The stitching of the seams is an important determinant of the warmth and flexibility of the wetsuit. Flatlock stitching is most common and it is a super durable technique. Flatlock stitching perforates the neoprene which means water might still enter the wetsuit. Therefore, we use the GBS technique in our high end wetsuits to give extra flexibility and that are meant to keep you warm. GBS stands for glued and blind stitched. The neoprene is first glued and afterwards it's stitched. The stitching is only down half through so it doesn't perforates the neoprene. Water does not enter the wetsuit that way and that is what you want in cold water temperatures.



CHOOSE YOUR WETSUIT

Choosing your wetsuits is dependent on the water temperature and the type of watersports you want to perform. Wakeboarding or slalom skiing demands a higher level of stretch than laying on a tube. Therefore, you want to look for the level of stretch in a wetsuit. Besides that, a chest zip gives more flexibility to the wetsuit, while a back zip means the wetsuit is easier to put on. Knowing the temperature of the water is very important. Colder temperatures require more high end wetsuits like our steamers that use a lot of techniques to keep you warm. Enjoying a tubing day in the summer? Then look for a shorty wetsuit instead.

2 MM

WATERTEMPERATURE 18-24°C

3|2 MM

WATERTEMPERATURE 14- 18°C

4|3 MM

WATERTEMPERATURE <14°C

SHORTY



ATLANTA
(P152)



SAVANNAH
(P160)



PERTH
(P154)



SOFIA
(P161)



PERTH CHESTZIP
(P153)

FULLSUIT



ATLANTA
(P152)



SAVANNAH
(P160)



PERTH
(P156)



SOFIA
(P163)



PERTH CHESTZIP
(P155)



SOFIA CHESTZIP
(P163)



YUKON
(P157)



ASPEN
(P164)

LONG JOHN



TORONTO
(P157)



PORTO
(P164)



MEN

ATLANTA SHORTY 2MM

Item 303620001



ATLANTA FULLSUIT 2MM

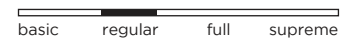
Item 303520001



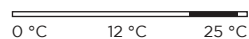
NEOPRENE TYPE



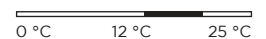
NEOPRENE TYPE



WATER TEMPERATURE



WATER TEMPERATURE



SIZE



SIZE



FEATURES

CE certified • Regular stretch neoprene • Durable flatlock seams • Strengthening tape inside • Back zipper for fast entry • Made of 50% based limestone neoprene • Packed in recycled plastic polybag

FEATURES

CE certified • Regular stretch neoprene • Durable flatlock seams • Strengthening tape inside • Back zipper for fast entry • Protective strong knee pads • Made of 50% based limestone neoprene • Packed in recycled plastic polybag



PERTH SHORTY CHESTZIP 3|2MM

Item 303620003



NEOPRENE TYPE

basic regular full supreme

WATER TEMPERATURE

0 °C 12 °C 25 °C

SIZE

S M L XL 2XL

FEATURES

Chest zipper for max flex & minimal water entry • 3 mm neoprene on chest & back, 2 mm on other panels • Full stretch neoprene • Durable flatlock seams • Strengthening tape inside • Made of 50% based limestone neoprene • Packed in recycled plastic polybag

PERTH SHORTY 3|2MM

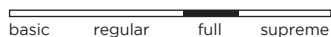
Graphite Grey 303621002

Red 303621003

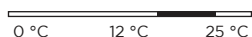
Blue 303621001



NEOPRENE TYPE



WATER TEMPERATURE



SIZE GRAPHITE GREY

- XS
- S
- M
- L
- XL
- 2XL
- 3XL
- 4XL

SIZE RED

- S
- M
- L
- XL
- 2XL
- 3XL

SIZE BLUE

- S
- M
- L
- XL
- 2XL
- 3XL

FEATURES

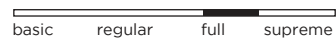
- 3 mm neoprene on chest & back, 2 mm on other panels
- Full stretch neoprene
- Durable flatlock seams
- Strengthening tape inside
- Back zipper for fast entry
- Made of 50% based limestone neoprene
- Packed in recycled plastic polybag

PERTH FULLSUIT CHESTZIP 3|2MM

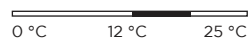
Item 303520004



NEOPRENE TYPE



WATER TEMPERATURE



SIZE



FEATURES


Chest zipper for max flex & minimal water entry • 3 mm neoprene on chest & back, 2 mm on other panels • Full stretch neoprene • Durable flatlock seams • Strengthening tape inside • Protective strong knee pads • Made of 50% based limestone neoprene • Packed in recycled plastic polybag

PERTH FULLSUIT 3|2MM

Graphite Grey 303521003

Red 303521001

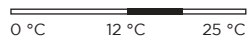
Blue 303521002



NEOPRENE TYPE



WATER TEMPERATURE



SIZE GRAPHITE GREY

- XS
- S
- M
- L
- XL
- 2XL
- 3XL
- 4XL

SIZE RED

- S
- M
- L
- XL
- 2XL
- 3XL

SIZE BLUE


- S
- M
- L
- XL
- 2XL
- 3XL

FEATURES

- 3 mm neoprene on chest & back, 2 mm on other panels
- Full stretch neoprene
- Durable flatlock seams
- Strengthening tape inside
- Back zipper for fast entry
- Protective strong knee pads
- Made of 50% based limestone neoprene
- Packed in recycled plastic polybag


YUKON FULLSUIT BACKZIP 4|3MM

Item 303522004




TORONTO LONG JOHN 2MM

Item 303823001



TORONTO JET LONG JOHN 2MM SHINPROTECTOR

Item 303823003



NEOPRENE TYPE

basic regular full supreme

WATER TEMPERATURE




0 °C 12 °C 25 °C

SIZE

S M MT L LT XL 2XL

FEATURES

Drainage thermo inner lining: warm & dry (full wetsuit) • Glued & blind stitched seams: no water entry through seams • Neoprene taped seams inside for maximum warmth, strength & protection • Available in tall sizes • Back zipper for fast entry • 4 mm neoprene on chest & back, 3 mm on other panels • Supreme stretch neoprene • Comfy minimal seam technology • Adjustable & detachable ankle straps • Protective strong knee pads • Water drainage system • Water blocking wrist cuffs • Key pocket with elastic cord • Made of 100% based limestone neoprene • Packed in recycled plastic polybag



NEOPRENE TYPE

basic regular full supreme

WATER TEMPERATURE

0 °C 12 °C 25 °C

SIZE

S M L XL 2XL 3XL

FEATURES

2 mm full stretch neoprene • Durable flatlock seams • Improved velcro shoulder entry • Breathable back knees • Protective strong knee pads • Large armholes for maximum freedom of movement • Made of 50% based limestone neoprene • Packed in recycled plastic polybag

NEOPRENE TYPE

basic regular full supreme

WATER TEMPERATURE

0 °C 12 °C 25 °C

SIZE

S M L XL 2XL 3XL

FEATURES

2 mm full stretch neoprene • Durable flatlock seams • Strengthening tape inside • Velcro shoulder entry • Breathable back knees • D3O Shin & Knee protection (www.d3o.com) • Large armholes for maximum freedom of movement • Extra comfortable & extra long shin panel • Made of 50% based limestone neoprene • Packed in recycled plastic polybag





PORTO
2MM

JOBE'S

WOMEN

PORTO
2MM



SAVANNAH SHORTY 2MM

Item 303620002



SAVANNAH FULLSUIT 2MM

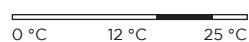
Item 303520002



NEOPRENE TYPE



WATER TEMPERATURE



SIZE



FEATURES

CE certified • Regular stretch neoprene • Durable flatlock seams • Strengthening tape inside • Back zipper for fast entry • Feminine fit • Made of 50% based limestone neoprene • Packed in recycled plastic polybag

NEOPRENE TYPE



WATER TEMPERATURE



SIZE




FEATURES

CE certified • Regular stretch neoprene • Durable flatlock seams • Strengthening tape inside • Back zipper for fast entry • Protective strong knee pads • Feminine fit • Made of 50% based limestone neoprene • Packed in recycled plastic polybag

SOFIA SHORTY 3|2MM

Rose pink 303622002

Midnight Blue 303622001



NEOPRENE TYPE

basic regular full supreme

WATER TEMPERATURE

0 °C 12 °C 25 °C

SIZE ROSE PINK

XS S M L XL 2XL

SIZE MIDNIGHT BLUE

S M L XL

FEATURES

- 3 mm neoprene on chest & back, 2 mm on other panels
- Full stretch neoprene
- Durable flatlock seams
- Strengthening tape inside
- Back zipper for fast entry
- Feminine fit
- Made of 50% based limestone neoprene
- Packed in recycled plastic polybag





SOFIA FULLSUIT 3|2MM

Midnight Blue 303522001 | Rose Pink 303522003 | Vintage Teal 303522002

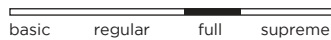


SOFIA FULLSUIT CHESTZIP 3|2MM VINTAGE TEAL

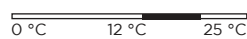
Item 303522007



NEOPRENE TYPE



WATER TEMPERATURE




SIZE



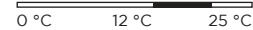
FEATURES

3 mm neoprene on chest & back, 2 mm on other panels • Full stretch neoprene • Durable flatlock seams • Strengthening tape inside • Back zipper for fast entry • Protective strong knee pads • Feminine fit • Made of 50% based limestone neoprene • Packed in recycled plastic polybag

NEOPRENE TYPE



WATER TEMPERATURE



SIZE



FEATURES

Chest zipper for max flex & minimal water entry • 3 mm neoprene on chest & back, 2 mm on other panels • Full stretch neoprene • Durable flatlock seams • Strengthening tape inside • Protective strong knee pads • Feminine fit • Made of 50% based limestone neoprene • Packed in recycled plastic polybag

PORTO LONG JOHN 2MM

Item 303823004



PORTO JACKET 2MM

Item 303823005



ASPEN FULLSUIT BACKZIP 4|3MM

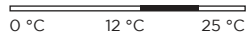
Item 303522005



NEOPRENE TYPE



WATER TEMPERATURE



SIZE



FEATURES

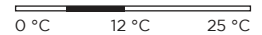
Long John: 2 mm supreme stretch neoprene • Durable flatlock seams • Improved velcro shoulder entry • Breathable back knees • Protective strong knee pads • Feminine fit • Large armholes for maximum freedom of movement • Made of 50% based limestone neoprene

Jacket: 2 mm supreme stretch neoprene • Durable flatlock seams • Front zipper for fast entry • Feminine fit • Made of 50% based limestone neoprene • Packed in recycled plastic polybag

NEOPRENE TYPE



WATER TEMPERATURE



SIZE



FEATURES

Drainage thermo inner lining: warm & dry (full wetsuit) • Glued & blind stitched seams: no water entry through seams • Neoprene taped seams inside for maximum warmth, strength & protection • Back zipper for fast entry • 4 mm neoprene on chest & back, 3 mm on other panels • Supreme stretch neoprene • Comfy minimal seam technology • Strengthening tape inside • Adjustable & detachable ankle straps • Protective strong knee pads • Key pocket with elastic cord • Feminine fit • Water blocking wrist cuffs • Water drainage system • Made of 100% based limestone neoprene • Packed in recycled plastic polybag



BOSTON
SERIES
JOBE

KIDS


BOSTON SHORTY 2MM

Teal 303621008

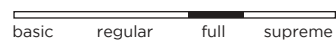
Red 303621006

Hot Pink 303621007

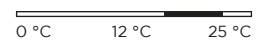
Blue 303621005



STRETCH



WATER TEMPERATURE



SIZE

- 104
- 116
- 128
- 140
- 152
- 164
- 176

FEATURES

CE certified • 2 mm full stretch neoprene • Durable flatlock seams • Strengthening tape inside • Back zipper for fast entry • Unisex fit • Made of 50% based limestone neoprene • Packed in recycled plastic polybag


BOSTON FULLSUIT 3|2MM

Hot Pink 303521009

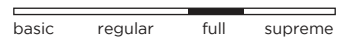
Red 303521008

Blue 303521007

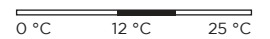
Teal 303521010



STRETCH



WATER TEMPERATURE



SIZE



FEATURES

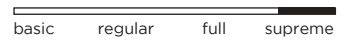
CE certified • 3 mm neoprene on chest & back, 2 mm on other panels • Full stretch neoprene • Durable flatlock seams • Strengthening tape inside • Back zipper for fast entry • Protective strong knee pads • Unisex fit • Made of 50% based limestone neoprene • Packed in recycled plastic polybag

MALMÖ FULLSUIT 5|3MM

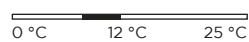
Item 303522006



STRETCH



WATER TEMPERATURE



SIZE




FEATURES

Warm thermo inner lining (chest & back) • Glued & blind stitched seams: no water entry through seams • Chest zipper for max flex & minimal water entry • 5 mm neoprene on chest & back, 3 mm on other panels • Supreme stretch neoprene • Comfy minimal seam technology • Key pocket with elastic cord • Strengthening tape inside • Protective strong knee pads • Water blocking wrist & ankle tape • Water drainage system • Unisex fit • Made of 100% based limestone neoprene • Packed in recycled plastic polybag



NEOPRENE LONGSLEEVE MEN

Item 300026003



SIZE




FEATURES

2mm super stretch neoprene • Q-lock seams for strength and comfort • Elastic loop to attach top to boardshort

NEOPRENE SHORT MEN

Item 300026003



SIZE




FEATURES

2mm supreme stretch neoprene • Durable flatlock seams • Elastic cord for adjustment at waistband

NEOPRENE LONGSLEEVE WOMEN

Item 300026004



SIZE




FEATURES

2mm super stretch neoprene • Q-lock seams for strength and comfort • Elastic loop to attach top to boardshort

NEOPRENE SHORT WOMEN

Item 300026004



SIZE



FEATURES

2mm supreme stretch neoprene • Durable flatlock seams • Elastic cord for adjustment at waistband

NEOPRENE GLOVES

Item 340019002



SIZE

S M L XL 2XL

FEATURES

Glued & blind stitched seams: no water entry • 3 mm full stretch neoprene • Pre-curved shape for optimal comfort • Non-slip print on the palms

NEOPRENE SOCKS

Item 300017554



SIZE

S M L

FEATURES

Glued & blind stitched seams: no water entry through seams • 3 mm full stretch neoprene • Pre-curved shape for optimal comfort • Unisex fit • Packed in recycled plastic polybag

NEOPRENE HOOD

Item 300020001




SIZE

S M L

FEATURES

Glued & blind stitched seams: no water entry through seams • Perforated ear holes • Supreme stretch neoprene • Packed in recycled plastic polybag



MULTI POSITION BOARDS



MEET THE JOBE MULTI POSITION BOARDS

Designed for flexibility, these boards can be used in multiple orientations or positions, making them ideal for a long and fun time on the water! Stand up, lay down, get on your knees or ride it as a wakesurfer. Three boards, endless possibilities!

STIMMEL



OMNIA



CHIPPER



STIMMEL VS. OMNIA

The Stimmel is our classic multi position board with removable surf fins. Its big brother, the Omnia, is produced with the same techniques as our wakeboard collection and has therefore similar great features. The Omnia is lighter, thinner, contains removable footstraps and the board is more playful yet equally strong!

UNIQUE TOW POINTS AND INTEGRATED SIDE HANDLES

Our unique tow points makes the start so easy! Simply put the handle in the tow point, grab the side handles and the boat pulls you out of the water. Our unique tow points come in 2 different designs. One of the Stimmel & Omnia and one specially for the Chipper!

ROTMOLDED VS. COMPRESSION MOLDED

Our Stimmel & Chipper are roto molded which makes both boards super strong and durable. Our Omnia board is compression molded which makes it strong, thin and light resulting in a playful and responsive board.



STIMMEL MULTI POSITION BOARD

Item 252525002 Package 258825001



PLAYFULNESS



POSITIONS



FEATURES

Injection molded side handle with integrated tow hook • Removable surf fins • Comfortable anti-slip EVA deck • All-in-one product • Weight: 7 kg | 15.4 lbs • Dimensions: 150 x 57 x 5 cm | 59.1" x 22.4" x 1.97"

PACKAGE CONTAINS

Tow Hook Handle



MULTI PADDED BOARD BAG

Item 220021001



FEATURES

Super strong 600D nylon • Fully padded for max protection • Big front pocket with zipper • Extra long zipper • Water drains • Tie-down straps • Fits all Jobe kneeboards, wakeboards, wakesurfers and most multi position boards • Easy-to-carry comfortable straps • Dimensions: 65" x 23.6" x 2.4" • 165 x 60 x 6 cm

OMNIA MULTI POSITION BOARD

Item 252325001



PLAYFULNESS



POSITIONS



FEATURES

High press fiberglass molded • Thin profile maneuverable shape • Injection molded side handle with integrated tow hook • Comfortable anti-slip EVA deck • All-in-one product • High press core • Easy slip-in removable foot straps • Weight: 5.8 kg | 12.8 lbs • Dimensions: 1.47 m x 0.59 m x 0.09 m | 58" x 23.25" x 3.5"

TOW HOOK HANDLE

Item 211222003



FEATURES

15 inch • 38,1 cm wide handle • 27,4 mm thick round grip • EVA profiled handle grip • 16 strand main line • 65 ft • 19,81 m main line with 2 extensions 5 ft • 1,5 m • Super-durable rubber tow hook handle for easy starts • Fits the Jobe Slash, Sentry, Omnia and Stimmel



CHIPPER MULTI POSITION BOARD WITH HANDLE

Package 252525001

PLAYFULNESS



POSITIONS



FEATURES

Plastic rotomolded • Board includes rope and handle • Tow point for easy starts and towing • Nylon webbing side handle • Comfortable EVA traction pad provides great foothold • Channel bottom design • All-in-one product • Size: 100 cm | 39.4"



DISCOVER THE DIFFERENT WATERSPORTS POSITIONS OF THE OMNIA & STIMMEL & CHIPPER

Turn, twist and jump: everything's possible with the Jobe multi position boards. You can use it to water ski, kneeboard, lay down and ride like a towable, wakeboard, wakesurf, sit on it and so much more. Find your position and go play!



KNEEBOARDS



CHOOSE YOUR KNEEBOARD

SLASH



PROPHECY



SLASH VS. PROPHECY

The Slash is an easy to ride board with a fast learning curve. This board is fast, super playful and its winged outline is great for carving!

The Prophecy is your entry way to a wide range of tricks! This kneeboard is a light and stable board that is playful and perfect for tricks for the slightly more experienced riders.

ROTO MOLDED VS. COMPRESSION MOLDED

The Slash boards have a rotomolded foam injection build, which gives the boards extra buoyancy and durability.

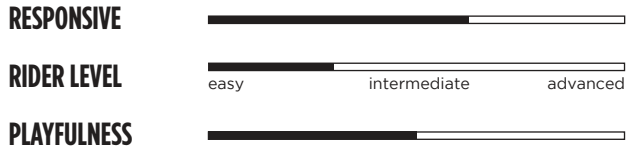
Our Prophecy kneeboard is produced with the same techniques as our wakeboard collection and has therefore similar great features. The high-press core is covered in Tri-tech fiberglass to produce a light and thin board ensuring a strong product with the best response and playfulness.



SLASH KNEEBOARD

Sunset Purple 252526001
 Package 258826001

Atlantic Green 252526002
 Package 258826002




FEATURES

Easy start tow hook • Comfortable EVA foam kneepad • Deep center channel for stability • Winged outline for extra playfulness and slashing through the water •
 Max rider weight 100 kg | 220.5 lbs • Size: 124 cm x 51.5 cm | 48" x 20.3"


PACKAGE CONTAINS

Transparent Kneeboard Bag • Universal Vest Teal • Tow Hook Handle



PACKAGE CONTAINS

Transparent Kneeboard Bag • Universal Vest Blue • Tow Hook Handle




MADE TO SLASH

The Slash has proven to be an innovator which has been loved by all! Where others have a factory standard shape, we decided to take a different route and implement our Form Follows Function philosophy in our design.

EASY START TOW HOOK

This board comes equipped with a tow hook for an easy start. Kneeboarding made easy for beginners and young ones as this tow hook makes it possible to connect your handle and makes starting from the water as easy as can be.



WINGED OUTLINE

The Slash features an innovative winged outline that creates one of the most playful kneeboards that we ever had! This special shape gains more speed and effortlessly carves you through the water.

CHANNELS

This board features a channel setup which has been tried and tested to get the most out of the unique winged outline. A channel setup which is combined with a deep center channel for stability and deeper channels towards the tail make for plenty of grip. But because we kept the molded fins out, you do get a board which has a playful touch making it possible to twist, turn and slash around.



PROPHECY KNEEBOARD

Item 252326001



RESPONSIVE



RIDER LEVEL



PLAYFULNESS



FEATURES

High press core • Fully padded single kneeboard strap • Tri-tech fiberglass • Comfortable EVA foam knee pad • Molded fins and deep channels for extra traction • Max rider weight 120 kg • Made with 100% solar power • Dimensions: 133 x 54 cm | 52.36" x 21.26" • Board thickness: 3.5 cm | 1.4"

TOW HOOK HANDLE

Item 211222003



FEATURES

15 inch | 38,1 cm wide handle • 27,4 mm thick round grip • EVA profiled handle grip • 16 strand main line • 65 ft • 19,81 m main line with 2 extensions 5 ft • 1,5 m • Super-durable rubber tow hook handle for easy starts • Fits the Jobe Slash, Sentry, Omnia and Stimmel

MULTI PADDED BOARD BAG

Item 220021001



FEATURES

Super strong 600D nylon • Fully padded for max protection • Big front pocket with zipper • Extra long zipper • Water drains • Tie-down straps • Fits all Jobe kneeboards, wakeboards, wakesurfers and most multi position boards • Easy-to-carry comfortable straps • Dimensions: 65"x23.6"x2.4" • 165x60x6cm



WATERSKI



ORIGIN OF JOBE

Back in 1974, pro water-skier Jeff Jobe founded the brand and started developing waterskis with the belief that we can do better, be better and make better products. Fast forward to 2026 and we still believe this to be true and strive to innovate and make the best products on the market.

BEGINNER



HEMI TRAINERS (P185)

HEMI COMBO (P185)

INTERMEDIATE



ALLEGRE COMBO (P183)

ADVANCED



MODE COMBO (P186)

SLALOM



MODE SLALOM (P186)

TOE STRAP

The extra molded overlay adds more durability which is useful when you let go of your combo ski to continue slalom skiing.

OUTLINES

Our skis come with a tapered outline, ensuring the best time out on the water! A wide nose which runs narrow towards the tail of the ski give the ski its floating capabilities and make sure the nose of your ski doesn't dive underwater. Add some extra rocker in the nose of your ski and you've got yourself one of the best pieces of watersports gear out there.

TECHNOLOGY

Our range of skis come with the best tech to ensure the best ride. The outline might give the skis their floatation but the tech on the inside make for the dampening and response. A rim injection combined with metal rods for better response, bright fins for visibility, V-bottom for better traction and that's just the tip of the iceberg!



HEMI TRAINERS

Item 202426002



RESPONSIVE



RIDER LEVEL



SIZE


46"

FEATURES

Beginner level water skis for kids • Bright fins for extra visibility • Comfortable front toe and adjustable heel • Extra overlay for durability • Glossy protective top finish • Rim injection construction with extra metal rods for stiffness • Wide profile for easy starts • Tunnel design for easy edge to edge and better tracking • Including rope, handle and stabilizing bar • Adjustable binding fits size: EU 29-36 | US 3-6 • Graphic printed with eco friendly water based ink • Made with the use of solar power

HEMI COMBO SKIS

Item 202426001



RESPONSIVE



RIDER LEVEL



SIZE

59"

65"

FEATURES

Beginner level water skis • Rim injection construction with extra metal rods for added stiffness • Wide profile for easy starts • Tunnel design for smooth edge-to-edge transitions and improved tracking • Glossy protective top finish • Bright fins for extra visibility • Comfortable front toe and adjustable heel • Extra overlay for durability • Slalom toe • Adjustable binding fits size 59": <55kg | EU 32-40 | US 1-6 • Adjustable binding fits size 65": >50kg | EU 36-47 | US 5.5-14 • 59" version includes stabilizer bar • Graphic printed with eco-friendly water-based ink • Manufactured using solar power

A NEW ERA

We're proud to unveil the future of waterskiing. Our latest waterskis feature a revolutionary design - unlike anything the sport has seen before. Sleek, daring, and unapologetically bold, it's built for those who ride to stand out.



ALLEGRE COMBO SKIS RED

Item 203326002
 Package 208826003




ALLEGRE COMBO SKIS ATLANTIC GREEN

Item 203326003
 Package 208826002



ALLEGRE COMBO SKIS BLUE

Item 203326001
 Package 208826001



PACKAGE CONTAINS

Combo skis, Transparant Combo Bag, Ski Combo Transfer, Universal Vest

SIZE

67"

RIDER LEVEL

easy intermediate advanced

RESPONSIVE

SIZE

59"

67"

FEATURES

Recreational level water skis • For both combo and entry-level slalom skiing • Bright fins for extra visibility • Comfortable front toe and adjustable heel • Extra overlay for durability • Slalom toe • Glossy protective top finish • Rim injection construction with extra metal rods for stiffness • V bottom design for easy edge to edge and better tracking • Adjustable binding fits size: Europe 32-40 | US 1-6 (59") • Adjustable binding fits size: Europe 36-47 | US 5,5-14 (67") • Weight range 59": <55kg, 67": >50kg • Graphic printed with ecofriendly waterbased ink • Made with the use of solar power

SIZE

67"



L9

ALLEGRE

JOBEN

JO
BE

COMBO

L9

ALLEGRE

JOBEN

JO
BE

COMBO

MODE COMBO SKIS

Item 203226003



RESPONSIVE



RIDER LEVEL



SIZE

67"

FEATURES

Sport level waterskis • Bright fins for extra visibility • Comfortable and supportive rubber fixed binding • Slalom toe • Glossy protective top finish • Rim injection construction with extra metal rods for stiffness • V bottom design for easy edge to edge and better tracking • Binding size: EU 36-47 | US 5,5-14 • Weight range: 67" > 50kg • Graphic printed with eco friendly water based ink • Made with the use of solar power

MODE SLALOM SKI + BINDING

Item 262526001



RESPONSIVE



RIDER LEVEL



SIZE

67"

FEATURES

Beginner level slalom ski • Bright slalom ski fin for extra visibility • Comfortable rubber fixed binding • Glossy protective top finish • Rim injection construction with extra metal rods for stiffness • V bottom design for easy edge to edge and better tracking • Binding size: Europe 36-47 | US 6-14 • Graphic printed with eco friendly water based ink • Made with the use of solar power



COMFORT SLALOM BINDING

Item 333121002



SIZE

5-8 8-11 11-14

FEATURES

Aluminium low profile base plate • Inner liner for pro-level support • Soft heel pads for proper foot placement • Flex panels on different areas • Soft ergonomic shaped foot bed • Dual laces • Made with the use of solar power

TRANSFER SKI COMBO

Red 211222002
Blue 211222001



FEATURES

12 inch | 30,48 cm wide handle • 1.1 inch | 28 mm thick round grip • Rubber handle grip • 16 strand main line • 60 ft | 18,28 m main line • Traditional waterski rope and handle • Breakstrength: 1600 lbs | 726kg

FOCUS SLALOM BINDING

Item 333121001



SIZE


STAND XL

FEATURES

Nylon plastic base plate • Inner liner for pro-level support • Dual laces • Soft heel pads for proper foot placement • Flex panels on different areas • Soft ergonomic shaped foot bed • Made with the use of solar power

SPORT SERIES

2 section 211117025
8 section 211117026



FEATURES

12 inch | 30,48 cm wide handle • 1.1 inch | 28 mm thick round grip • Rubber profiled handle grip • Max break strength: 1600 lbs | 726 kg • 75 ft | 22,86 m main line with 2 (2 section) or 8 (8 section) extensions

STABILIZING BAR

Standard 200805002 Junior 200805003



RTP ALUMINIUM

Item 330021001



SIZE

MINI STAND XL

FEATURES

Aluminium low profile base plate • Soft ergonomic shaped foot bed • Made with the use of solar power

RTP ADJUSTABLE NYLON

Item 333121003



SIZE

STAND

FEATURES

Strong nylon plate • Soft ergonomic shaped foot bed • Made with the use of solar power

15" EASY UP DEEP V DELUXE

Item 211220001



FEATURES

Easy start handle hook • 15 inch / 38,1 cm wide handle • 27,4 mm thick round grip • EVA profiled handle grip • 16 strand main line • 70 ft | 21,33 m main line • Pencil floats to support floatation • Max break strength: 1600 lbs | 726 kg • Makes starting easier with a slalom ski

**CABLE BRIDLE
STAINLESS HOOKS 8FT 1P**

Item 210017030



FEATURES

Length: 8 ft | 2,4 m • Maximum pull 1 person • 2 stainless steel carabiners to connect to your boat • Floats to keep the rope away from the propellor • Max break strength: 1200 lbs | 544 kg

**ROPE BRIDLE
STAINLESS HOOKS 12FT 1P**

Item 210017029



FEATURES

Length: 12 ft | 3,6 m • Maximum pull 1 person • 2 stainless steel carabiners to connect to your boat • Floats to keep the rope away from the propellor • Max break strength: 1200 lbs | 544 kg

SKI FLAG FLAME ORANGE

Item 210305001



FEATURES

Bright colored flag that serves as a warning

SLALOM BUOY

Orange 420016002

Yellow 420016003

Green 420016004



FEATURES

Buoy to mark the spots on the water surface

**WATERSPORTS BRIDLE WITH
PULLEY 12FT 2P**

Item 210017032



FEATURES

Length 12 ft | 3,65 m • Maximum pull 2 persons • 2 stainless steel Carabiners to connect to your boat • Max break strength: 2375 lbs | 1077 kg

**WATERSPORTS BRIDLE WITHOUT
PULLEY 8FT 2P**

Item 210017031



FEATURES

Length 8 ft | 2,43 m • Maximum pull 2 persons • 2 stainless steel carabiners to connect to your boat • Max break strength: 2375 lbs | 1077 kg



WAKEBOARDS



IT'S ALL ABOUT THE EXPERIENCE

It's not about the highest jumps, the most spins or double flips... Wakeboarding is about the good times! We're longing for those summer days on the boat with friends. The days where we ride out, push each other and laugh about our fails and cheer when we land something new.

It's all about the experience!



TIME TO RELOAD

The Reload is back and better than ever! Reimagined for today's cable riders while staying true to its roots. This updated version brings a fresh new design to the same trusted shape that made it a favorite in parks everywhere.

Whether you're hitting features or doing air tricks, the Reload delivers consistent, reliable performance with a modern edge. It's the perfect blend of proven performance and updated style, ready to hit the park better than ever!



OPEN TOE VS. CLOSED TOE

When it comes to wakeboard bindings, the choice between open toe and closed toe comes down to fit and performance.

Open toe bindings offer more flexibility in sizing, making them great for sharing and growing feet- ideal for beginners or family setups.

Closed toe bindings, on the other hand, provide a snug, responsive fit for better control and power transfer, perfect for advanced riders looking for precision.


Both have their place - it's all about what fits your style and needs on the water.



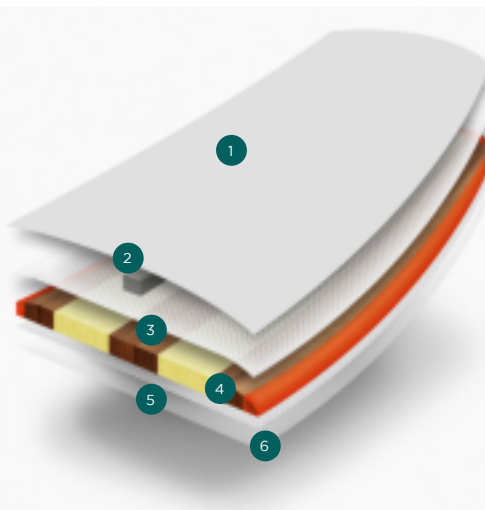
WAKEBOARD CONSTRUCTION

Different constructions mean different riding experiences. We made sure there's a board for everyone, check out which techniques suit your needs!

HIGH-PRESS CORE



HYBRID CORE



FUNCTIONAL AND RELIABLE

1. Topsheet
2. Stringer
3. Fiberglass lay-up
4. **High-pressure core**
5. Fiberglass lay-up
6. Base

THE ULTIMATE MATCH OF FLEX AND STRENGTH

1. Topsheet
2. Stringer
3. Fiberglass lay-up
4. **Hybrid core of wood and PU foam**
5. Fiberglass lay-up
6. Base

HIGH-PRESS CORE


Foam is a lightweight material which absorbs the blows from a landing and makes for higher jumps due to the reduced weight.

HYBRID CORE

A combination of PU foam and wood core for unmatched performance. This makes for a lightweight board with a nice soft flex, the best of both worlds!

ROCKERS

THREE STAGE



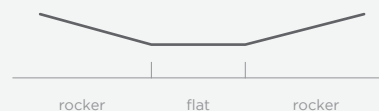
Looking for aggressive pop and an easy lock? Three-stage is the way to go. A shape which gives a competitive edge to your board.

CONTINUOUS



A shape with a more forgiving and relaxed nature. This rocker has a more consistent speed which also results in the fastest shape out there.


HYBRID



This rocker is the best of both worlds. It combines the speed of a continuous rocker with the aggressive pop of a three stage rocker.

INDENT TECHNOLOGY

This technology uses strategically placed recesses in the board's surface to remove unnecessary material without sacrificing strength or durability. These carefully engineered indentations on our Prolix and Maddox reduce overall weight, making the board feel lighter underfoot and more agile on the water.



WAKEBOARDS



JINX



LOGO



VANITY

| | | | |
|--------------------|---|---|---|
| RIDER LEVEL | Junior | Beginner | Beginner |
| FLEX | | | |
| SPEED | | | |
| TRACTION | | | |
| CORE | High-press | High-press | High-press |
| ROCKER | Continuous | 3-stage | Continuous |
| FIN SET UP | 4 high-press fins, 2 removable nylon fins | 4 high-press fins, 2 removable nylon fins | 4 high-press fins, 2 removable nylon fins |



PROLIX



MADDOX



BREACH



RELOAD (CABLE)

| | | | |
|-------------------|------------------------|------------------------|-----------------------|
| Intermediate | Intermediate | Advanced | Intermediate/Advanced |
| | | | |
| | | | |
| | | | |
| High-press | High-press | Hybrid | Full wood |
| Hybrid | 3-stage | 3-stage | 3-stage |
| 4 high-press fins | 4 removable nylon fins | 4 removable nylon fins | - |

JINX WAKEBOARD PACKAGE 128

Item 278821008



PACKAGE CONTAINS



Transparent Wakeboard Bag, Jinx Wakeboard, Junior Bindings, Jinx Rope

FLEX



SPEED



TRACTION



RIDER LEVEL



SIZE

128

FEATURES

Continuous rocker • High-press core • High-press fins • Deep grooved channels for traction and control • Double concave bottom design for smooth landings • 2 removable nylon fins • Package contains: Jinx Wakeboard, transparent wakeboard bag, Junior bindings, and Jinx rope • Board size: 128 cm | 50.4"

LOGO SERIES WAKEBOARD

Board only: 272524001 Maze package: 278824007 Unit package: 278822008



PACKAGE CONTAINS



Transparent Wakeboard Bag, logo Wakeboard, Wake Combo Prime Red, Maze Bindings OR Unit Bindings

FLEX



SPEED



TRACTION



RIDER LEVEL



SIZE

138

FEATURES

3-stage rocker • High-press core • Double concave bottom design for smooth landings • Deep grooved channels for stability and control • High-press fins • 2 removable nylon fins • Non-obstacle board: not meant for riding kickers, sliders, or other obstacles • Made with 100% solar power

VANITY WAKEBOARD

Item 272524002



PACKAGE CONTAINS



Transparent Wakeboard Bag, Vanity Wakeboard, Wakeboard handle, Maze Bindings OR Unit Bindings

PACKAGES

| | |
|-----------------------------|-----------------------------|
| 131 Maze package: 278824001 | 131 Unit package: 278824004 |
| 136 Maze package: 278824002 | 136 Unit package: 278824005 |
| 141 Maze package: 278824003 | 141 Unit package: 278824006 |

FLEX



SPEED



TRACTION



RIDER LEVEL



SIZE



FEATURES

Continuous rocker • High-press core • High-press fins • 2 removable nylon fins • Deep grooved channels for maximum grip and control • Non-obstacle board: not designed for riding kickers, sliders, or other obstacles • Made with 100% solar power

PROLIX WAKEBOARD

Item 272525001



SETS CONTAIN



Unit binding OR Host binding OR Nitro binding

SETS

| |
|----------------------|
| Unit set: 278825004 |
| Host set: 278825002 |
| Nitro set: 278822003 |

FLEX



SPEED



TRACTION



RIDER LEVEL



SIZE



FEATURES

Hybrid rocker • High-press core • 4 removable nylon fins • Tri-tech fiberglass • Rolled edge for playfulness • Smooth grooved channels: giving you grip when needed • Made with 100% solar power

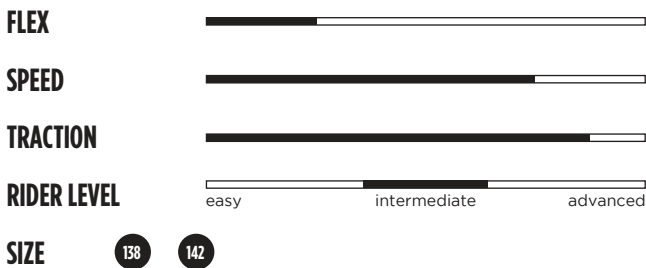

MADDOX WAKEBOARD

Item 272523002



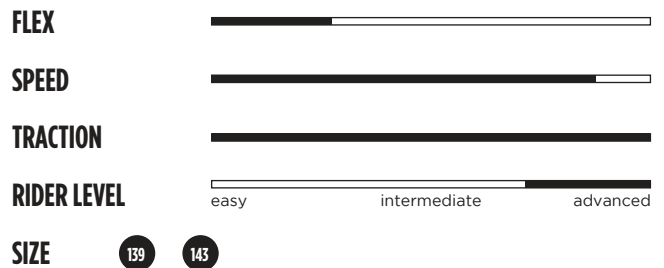
BREACH WAKEBOARD

Item 272523001



FEATURES

3-stage rocker • 4 removable nylon fins • Tri-tech fiberglass • High-press core • Deep grooved channels: More aggressive and max loading before the pop • Non-obstacle board: not meant for riding kickers, sliders, or other obstacles • Made with 100% solar power



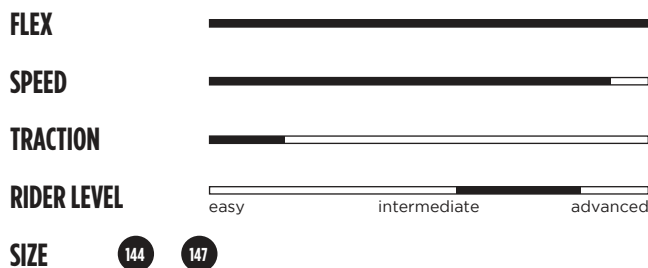
FEATURES

3-stage rocker • The next-gen Breach: 600 grams lighter and loaded with innovations and high tech carbon • BackBone Tech: innovative advanced placement of carbon rods to boost board feel, response, and center stiffness • Hybrid core: foam and wood mix • H.I.T. base • 4 removable nylon fins • Deep grooved channels for maximum grip and control • Tri-tech fiberglass • Concave tip and tail for clean take-offs and soft landings • Tip and tail flex construction providing flex where needed • Made with 100% solar power



RELOAD CABLE WAKEBOARD

Item 272526001



FEATURES

3-stage rocker • Full wood core • Impact rails • H.I.T. base • 4 removable nylon fins • Natural flex construction • Tri-tech fiberglass • Shallow grooved channels for playfulness and control • Biggest board with most flex

CHARGE WAKEBOARD BINDINGS

Item 393022001



SIZE

7/8 8/9.5 10/11

FEATURES

Comfortable ergonomic footbed • Soft heel pads for proper foot placement • Ergonomic molded foam liner for extra support and a perfect fit • 3D molded tongue for the best fit possible • J-bars to keep your ankle in place • Dual lace with easy slide lacerings • Jobe lace lock system • Stiffy plates

NITRO WAKEBOARD BINDINGS

Item 393020001



SIZE

7/8 8/9.5 10/11

FEATURES

Comfortable ergonomic footbed • Soft heel pads for proper foot placement • Soft and comfortable foam inner liner • Stretchy flex panels to control your ride • Double lace construction perfect wrapped fit • Custom Jobe lace lock to secure your foot

HOST WAKEBOARD BINDINGS

Item 393121002



SIZE

3/6 7/10 10/12

FEATURES

Comfortable ergonomic foot bed • Soft heel pads for proper foot placement • Soft and comfortable foam inner liner • Stretchy flex panels to control your ride • User friendly velcro straps for a fast entry

UNIT WAKEBOARD BINDINGS

Item 393122002



SIZE

3/6 7/10 10/12

FEATURES

Custom Jobe lace lock to secure your foot • Single lace • Stretchy flex panels to control your ride • Durable EVA liner • Easy slide lace loops

MAZE WAKEBOARD BINDINGS

Item 393122001



SIZE

STAND

FEATURES

Custom Jobe lace lock to secure your foot • Single lace • One size fits most • Durable EVA liner • Easy slide lace loops

ELITE WAKE COMBO

Item 211320003



FEATURES

15 inch / 38,1 cm wide handle • 28mm thick round grip • 16 strand main line • EVA grip covered with sublimated polyester • 75 ft / 21,3 m mainline with 3 - 5 ft / 1,5 m sections

PRIME WAKE COMBO

Blue 211322001 Red 211322002



FEATURES

EVA profiled handle grip • Pencil floats to support flotation • 16 strand main line • 15 inch / 38,1 cm wide handle • 27,5 cm diameter grip • 65 ft. | 19,8 m mainline

SPECTRA WAKE ROPE PVC COATED

Item 211319002



FEATURES

Shaped PVC-coated cover • Total length 80 ft | 24,38 m with 5 sections. • Wear- free snag resistant cover

FRONTIER WAKE T-BAR HANDLE

Item 211321001



FEATURES

Self floating • Ultra light Nylon endcaps • 15 inch / 38,1 cm Handle bar with Soft leather grip • Tacky grip stitched pattern • 4 inch / 10 cm T-bar • 5 ft Spectra rope section

WAKEBOARD / WATERSKI HANDLE

Item 211323001



FEATURES

1.1 inch | 28 mm thick round grip • 12" | 30,48 cm wide handle • 60ft | 18,28m main line • Break strength: 2375lbs | 1077 kg • Floating mainline • Length: 50ft | 15,2m • Multiwatersport handle • Rubber handle with extra grip

WAKEBOARD REPAIR KIT

Item 420005004



FEATURES

Fiberglass repair kit • UV cure

WAKEBOARD TRAILER BAG

Item 221319003



FEATURES

Super strong 600D nylon • 155 x 47 x 2 cm • Fully padded for max protection • Low resistance wheels with bearings • Reinforced handles • Convenient inner pockets • Both the wakeboard and the bindings fit in the bag

WAKESURFERS

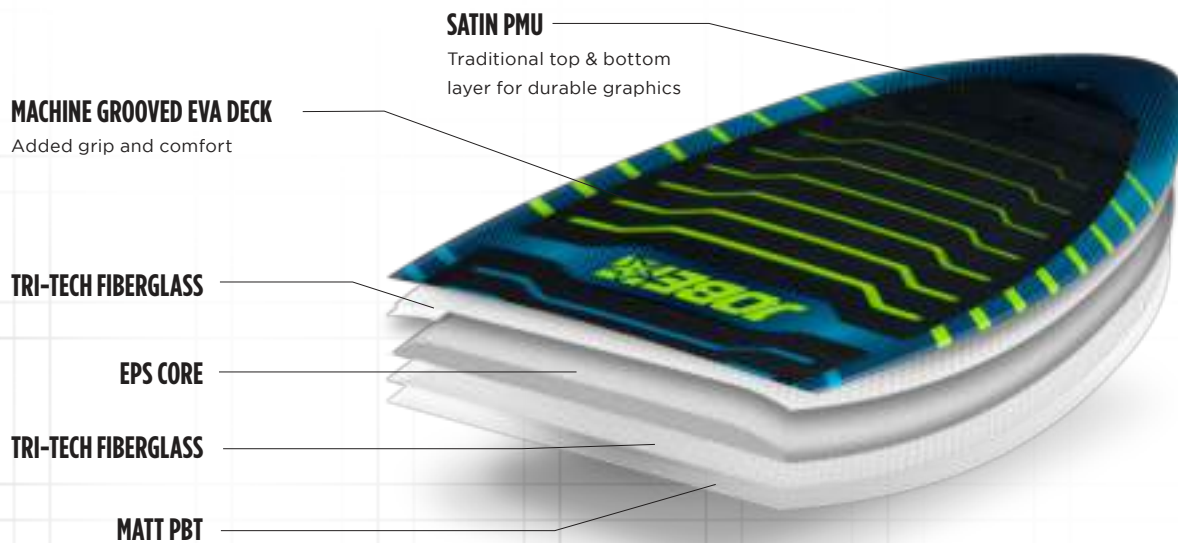


SUMMER SURF DAYS ARE WHAT IT'S ALL ABOUT!

Jobe wakesurfers are perfect for people who just want to cruise and ride that endless wave, whether you're a beginner or advanced: everyone loves a good surf!

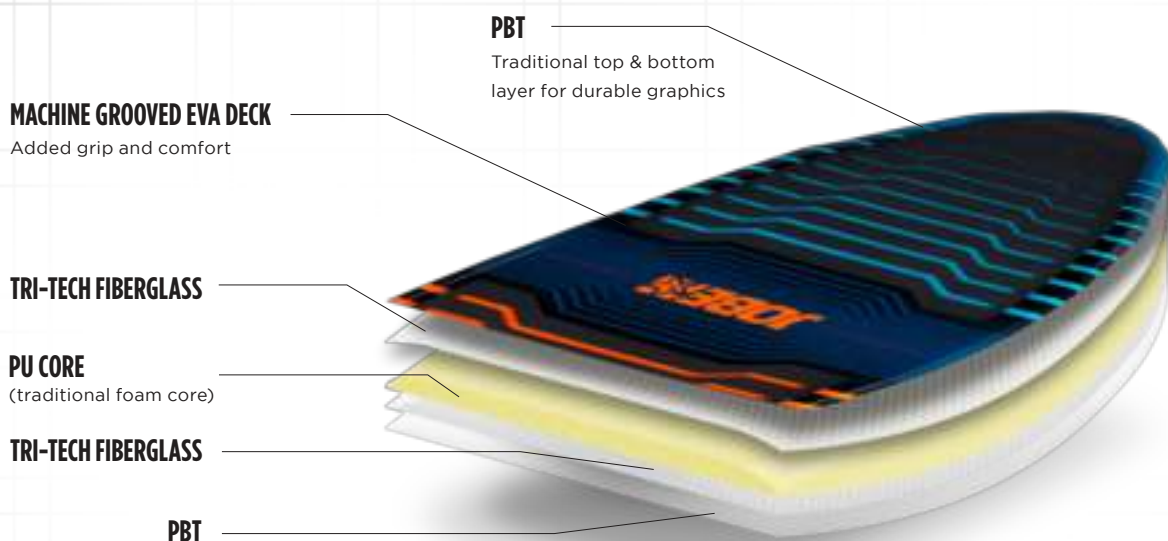
RAISE CORE

The Raise comes with our EPS lightweight core, which makes it the lightest board in our range. Not only is it lightweight but the Tri-tech Fiberglass adds response to the board, perfect for skim style! As if this wasn't enough this board is made with 100% solar power.



LAZE & PACE CORE

The Laze and the Pace both are High Press Fiberglass molded, this creates a board which has a tendency to give a fast response. This makes these boards durable and perfect for a wakesurf style rider to add on top of that; both boards are made with a 100% solar power!



RAISE WAKESURFER

Item 582523002



LAZE WAKESURFER

Item 582523001



RESPONSIVE



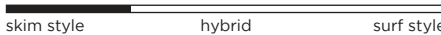
SPEED



TRACTION



BOARD STYLE



FEATURES

EPS lightweight core • Thin rails and fast rockerline • Single concave bottom for speed and quick side-to-side action • Machined grooved EVA deck with tail kick • 3 skim fins • True skim style • Recommended rider weight up to 95 kg | 210 lbs • Made with 100% solar power • Dimensions: 134 x 53 cm | 53" x 20.9"

RESPONSIVE



SPEED



TRACTION



BOARD STYLE




FEATURES

High press fiberglass molded • Quad concave in tail for speed and traction • Machined grooved EVA deck with extra tail kick • 3 FCS compatible fins of 4.5" • Extra big board easy for beginners • Wakesurf style • Made with 100% solar power • Recommended rider weight up to 120 kg | 265 lbs • Dimensions: 152 x 57 cm | 59.8" x 22.4"

AESTHETICS MEETS FUNCTIONALITY


If you look closely at our wakesurfers, you'll find a die cut pattern in the deckpad, and we designed this for good reason!

If there's one thing you want with a wakesurfer, it's grip. Something to hold onto when you're behind the wake and crave a good carve! This specially designed die cut pattern doesn't just compliment the design of the board, it goes further than that and adds grip to the topsheet of the board as this die cut pattern gives your toes something to hold onto, creating an improved edge control and giving you that extra bit of response and control to get the most out of every session.



PACE WAKESURFER

Item 582524004



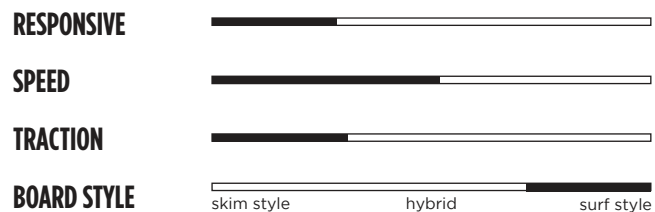
RADDIX INFLATABLE WAKESURFER

Item 582523003



FEATURES

High press core • High press fiberglass molded • Double concave tip and center • Extra channels in the tail for traction • Machined grooved EVA deckpad with extra tail kick • 3 nylon fins • Wakesurf style • Suitable for beginners and intermediate riders • Rocker: 6.4 cm | 2.5" • Recommended rider weight up to 95 kg | 210 lbs • Made with 100% solar power • Dimensions: 142.2 x 52 cm | 56" x 20.5"




FEATURES

Inflatable wakesurfer • Heat bonded technology: more layer quality and safety • Lightweight X-dropstitching construction • Non-slip diamond grooved full board deckpad • Halkey Roberts Valve • 4.7" EZ lock fin • Recommended rider weight: up to 95 kg | 209.4 lbs • Package contains: Inflatable wakesurfer, pump

WAKESURF ROPE

Item 211520001



FEATURES

EVA profiled handle grip • 24' | 7,31 m main line with 3 extensions • Pencil floats to support floatation • 10" | 25,4 cm wide handle

MULTI PADDED BOARD BAG

Item 220021001



FEATURES

Super strong 600D nylon • Fully padded for max protection • Big front pocket with zipper • Extra long zipper • Water drains • Tie-down straps • Fits all Jobe kneeboards, wakeboards, wakesurfers and most multi position boards • Easy-to-carry comfortable straps • Dimensions: 65" x 23.6" x 2.4" • 165 x 60 x 6 cm



APPAREL & FOOTWEAR




PACK IT UP, PACK IT IN.

We're excited to introduce our new series of waterproof bags. Crafted from high-quality, luxurious materials, these bags offer a variety of styles and options. Perfect for on-the-water adventures, shoreside activities, and simply any situation where a premium waterproof bag is essential.

COOLERBAG



Thermal insulation

 Attach to your stand up paddle board

Keep your food and drinks cool for hours with this stylish Waterproof Coolerbag in Midnight Blue. Perfect for picnics, beach days, and outdoor adventures.

DAYPACK



Be ready for any weather with the stylish Waterproof Daypack in Grey. Spacious and versatile, it's ideal for daily use or outdoor trips, keeping your belongings dry and organized.

DUFFEL BAG



Our new 40L water-repellent duffel bag is built for adventure, keeping your gear dry and protected in any condition. Durable, lightweight, and spacious, it's the perfect companion for everything from weekend trips to paddleboard outings.

ORGANISER BAG



Keep your essentials dry and organized with the Waterproof Organizer in Midnight Blue. Ideal for storing your phone, keys, and other essentials. It offers compact and stylish protection.



DRYBAGS

10L 220025002

20L 220025003

30L 220025004

50L 220025005



FEATURES

1 handle • Easy to carry as backpack (30L & 50L bags) • Ideal for travelling • Keeps your gear dry, free of water & dirt • 4 Carabiner clips to attach the bag to a SUP board

10L: Dimensions: 19.7" x 11.8" | 50 x 30cm • 500D coated PVC

20L: Dimensions: 25.6" x 13.8" | 65 x 35cm • 500D coated PVC

30L: Dimensions: 27.6" x 15.7" | 70 x 40cm • Adjustable chest strap • Easy to carry as backpack en 2 closure options 1 at top and 1 at side • Single side coated 600D TPU

50L: Dimensions: 33.5" x 17.7" | 85 x 45cm • Adjustable chest strap • Easy to carry as backpack en 2 closure options 1 at top and 1 at side • Single side coated 600D TPU

ORGANISER MIDNIGHT BLUE

Item 220025008



WET GEAR BAG

Item 220025001



FEATURES

Water repellent • Easy to carry as backpack • Volume 20L • 1 neoprene comfort handle • 2 carabiner clips and 2 straps to attach to a boat • 4 compartments with zipper • 3 smaller compartments • Adjustable shoulder straps with 3D mesh • Adjustable chest strap • Double side coated 420D TPU • Dimensions when closed: 40 x 30 cm | 15.7" x 11.8"

FEATURES

1 neoprene comfort handle • Take your wet gear with you • PVC bottom • Mesh fabric to let water out of the bag • 2 carabiner clips to hang bag upside down to let water out • Zipper closure at top • Volume 70L • Dimensions: 59 x 34 x 39 cm | 23.2" x 13.4" x 15.3"

DAYPACK GREY

Item 220025006



FEATURES

1 handle • Water repellent • Volume 20L • Keeps your gear dry, free of water & dirt • 4 carabiner clips to attach the bag to a SUP board • 2 water-repellent pockets on the outside • Bungees • Laptop compartment suitable for 15-inch laptop • 2 stretch pockets for water bottle • Laptop pocket inside • Single side coated 420D TPU • Adjustable shoulder straps with 3D mesh • Adjustable chest strap • Dimensions: 44 x 30 cm | 17.3" x 11.8"

DUFFELBAG GREY

Item 220026001



FEATURES

1 handle • Water repellent • Volume 20L • Keeps your gear dry, free of water & dirt • 4 Carabiner clips to attach the bag to a SUP board • 2 Waterrepellent pockets on the outside • Bungees • Laptop compartment suitable for 15 inch laptop • 2 Stretch pockets for water bottle • Laptop pocket inside • Single side coated 420D TPU • Adjustable shoulder straps with 3D mesh • Adjustable chest strap • Dimensions: 17.3" x 11.8" | 44 x 30cm

COOLERBAG MIDNIGHT BLUE

Item 220025007



FEATURES

1 neoprene comfort handle • Water repellent • Volume 20L • Easy to carry as backpack • Insulation foam with TPU lining to keep drinks cold • Adjustable shoulder straps with 3D mesh • Adjustable chest strap • Bungees • 4 carabiner clips to attach the bag to a SUP board • Water repellent pocket on the outside • Double side coated 420D TPU • Dimensions: 51 x 35 cm | 20" x 13.8"



DISCOVER SNEAKER

Black 594623004

Silver grey 594626002

Midnight Blue 594626001



SIZE US

5 6 7 7.5 8 8.5 9 9.5 10 11

SIZE EU

36 37 38 39 40 41 42 43 44 45

FEATURES

Drain tech outsole: unique water drainage system and extreme breathability • Laminated perforated foam insole for extra comfort and extreme breathability • Flat outsole design for extra board contact and response with extreme, non skid mark, grip pattern • Upper stitched to outsole for extra durability • Lightweight quick drying upper fabric • Elastic laces for easy slip-on and ergonomic fit • Neoprene cuff for comfortable wearing when wet



DISCOVER SLIP-ON

Black 594625003
Midnight Blue 594623005



SIZE US 5 6 7 7.5 8 8.5 9 9.5 10 11
SIZE EU 36 37 38 39 40 41 42 43 44 45

FEATURES

Extremely lightweight shoe • Quick-dry materials • Outsole features rubber for extra grip • Custom EVA waterproof insole • Outsole with water drains on the side • Splashproof tpu film material

AQUA SHOES ADULT

Item 534622004



SIZE US 3 4 5 6 7 8 9 10 11 12
SIZE EU 35 36 37 38/39 40/41 42 43 44 45 46/47

FEATURES

2 mm Neoprene • Durable flatlock seams • Pre-shaped • Elastic ankle rope • Thin profiled outsole for optimal control

DISCOVER SLIDE SANDAL

Black 594620007



SIZE US 5.5 6 6.5/7 7.5 8 8.5 9.5 10 11
SIZE EU 37 38 39 40 41 42 43 44 45

FEATURES

Extremely lightweight shoe • Quick-dry materials • Outsole features rubber for extra grip • Custom EVA waterproof insole • Outsole with water drains on the side • Splashproof tpu film material

AQUA SHOES YOUTH

Item 534622003



SIZE XS S M L XL

FEATURES

2 mm Neoprene • Durable flatlock seams • Pre-shaped • Elastic ankle rope • Thin profiled outsole for optimal control

SWIMSHORT MEN

Burgundy red 314022001



Deep black 314022002



SIZE



FEATURES


Light quick drying fabric • Comfortable stretch fabric • Side pockets with zipper closure • Draw cord • Mesh inner short

BOARDSHORT MEN

Black 314023002



Midnight blue 314023001



SIZE



FEATURES

Light quick drying fabric • Draw cord • Comfortable stretch fabric

BOARDSHORT WOMEN

Black 314123001



Aqua sky 314123002



SIZE

XS S M L XL

FEATURES

Light quick drying fabric • Draw cord • Comfortable stretch fabric

SWIMSHORT BOYS

Deep black 314223001

Fire orange 314223002



SIZE

2/4 6/8 10/12 14/16

BOARDSHORT GIRLS

Aqua Sky 314223003



SIZE

2/4 6/8 10/12 14/16

FEATURES

Light quick drying fabric • Draw cord • Mesh inner shorts

FEATURES

Light quick drying fabric • Draw cord • Comfortable stretch fabric

RASH GUARD LONGSLEEVE MEN

White 544023002



Black 544023001



SIZE

S

M

L

XL

FEATURES

UPF 50+ • Four-way stretch fabric • Light quick drying fabric

RASH GUARD LONGSLEEVE WOMEN

Midnight blue 544123001



Black 544123002



SIZE

S

M

L


XL

FEATURES

UPF 50+ • Four-way stretch fabric • Light quick drying fabric

RASH GUARD LOOSE FIT LONGSLEEVE UNISEX

Black 544026001




SIZE XS S M L XL

FEATURES

Loose fit • 4-way-stretch fabric • Light quick drying fabric • UPF 50+

RASH GUARD LOOSE FIT SHORTSLEEVE UNISEX

Black 544026002



SIZE XS S M L XL

FEATURES

Loose fit • 4-way-stretch fabric • Light quick drying fabric • UPF 50+

RASH GUARD YOUTH SHORTSLEEVE

White 544223003



SIZE

0/1 2/4 6/8 10/12 14/16

FEATURES

UPF 50+ • Four-way stretch fabric • Light quick drying fabric

RASH GUARD LONGSLEEVE YOUTH

Fire orange 544223001



SIZE

2/4 6/8 10/12 14/16

FEATURES

UPF 30+ • Four-way stretch fabric • Light quick drying fabric

RASH SUIT

Vintage Teal 544223002



SIZE

0/1 2/4

FEATURES

UPF 50+ • Four-way stretch fabric • Light quick drying fabric

UNISEX HOODIE MIDNIGHT BLUE

Item 565223001



SIZE

XS

S

M

L

XL

2XL

FEATURES

Sweater with hood brushed inside and drawstrings • Kangaroo pocket • 100% organic cotton • Unisex fit

UNISEX CASUAL T-SHIRT

Black 565121002



SIZE

XS

S

M

L

XL

2XL

FEATURES

100% organic cotton • Unisex fit



EST. 1988
JOBERS
APPAREL

EST. 1988
JOBERS
APPAREL

REVA COAT UNISEX

Item 560024001



SIZE

XS/S M/L XL/2XL

FEATURES

Two front pockets with zipper closure • Adjustable hood with toggles • Keeps you warm • Polyester teddy lining • Side splits for more freedom of movement • Two-way zipper • Velcro straps at the sleeve ends • 240T Ripstop, Polyester shell with PA Coating



PONCHO

Item 560026001



SIZE

UNI

FEATURES

90% Organic cotton, 10% polyester • Keeps you warm • One size • Soft & quick dry fabric • Towel for changing • Integrated elastic band for quick folding and compact storage

CAR SEAT COVER

Item 281026008



FEATURES

Quick assembly • Fits every 1 person car seat • 2mm neoprene • Waterresistant • Integrated elastic band for quick folding and compact storage

JOBE DIM FLOATABLE GLASSES

| | |
|----------------|-----------|
| Black-green | 426018001 |
| Black-smoke | 426018002 |
| Tortoise-smoke | 426018005 |



FEATURES

Floatable sunglasses • Polarized Glasses • Comfortable design • Non slip nose holder • Including sunglass soft bag • UV-400

JOBE BEAM FLOATABLE GLASSES

| | |
|-------------|-----------|
| Black-green | 426018003 |
| Black-smoke | 426018004 |



FEATURES

Floatable sunglasses • Polarized Glasses • Comfortable design • Non slip nose holder • Including sunglass soft bag • UV-400

GLASSFLOAT

Item 426021002



FEATURES

Never lose your glasses again • Keeps glasses afloat in the water • Highly visible colored cord, is easy to spot in the water • Fits Jobe glasses and most other frames / temple tips • Dimensions: 0,47" x 25,98" | 12 mm x 660 mm



PROTECTIVE GEAR



BASE HELMET

Black 370020001

Cool Grey 370020002

Midnight Blue 370020003



FEATURES

Adjustable chin strap • Protective and removable ear pads • Lightweight helmet • Dual density ring liner • Soft and comfortable fit

SIZE BLACK

XS S M L XL

SIZE MIDNIGHT BLUE

XS S M L XL

SIZE COOL GREY

XS S M L XL

VICTOR HELMET BLACK

Item 370018001



WRIST SEAL

Item 300017553



WATERPROOF GADGET BAG

Item 420021002



SIZE

S M L XL

FEATURES

Adjustable chin strap • Protective ear pads • Removable fit pads

SIZE

PCS.

FEATURES

Safety D-ring attachment to attach an emergency cord • Adjustable • Strong wrist seal

SIZE

PCS.

FEATURES

Waterproof • Floatable • Neck leash • Attachment hook • Make calls, photos & videos • Touchscreen and face recognition possible • Dimensions: 7.1" x 3.5" x 0.4" | 18 x 9 x 1 cm

BACK SUPPORT

Item 340017551



SIZE **UNI**

NEOPRENE GLOVES

Item 340019002




SIZE **S M L XL 2XL**

FEATURES

Glued & blind stitched seams: no water entry • 3 mm full stretch neoprene • Pre-curved shape for optimal comfort • Non-slip print on the palms

STREAM GLOVES MEN

Item 341017002



SIZE **S M L XL 2XL**

FEATURES

Adjustable velcro wrist strap • Knuckle protection • Pre-curved shape for optimal comfort • Soft suede fabric at the palms

SUCTION GLOVES MEN

Item 340021001



SIZE **XS S M L XL 2XL**

FEATURES

Non-slip amara fabric palms for optimal grip • Knuckle protection • Adjustable velcro wrist strap • Pre-curved shape for optimal comfort

DETROIT GOGGLE

Item 420019001



FEATURES

Lightweight poly-injected construction • Full shell venting for improved aerodynamics and overall cooling • State of the art designed aerodynamic shell and adjustable visor design • Durable multi-colored clear coated graphics • Anti fog

GOGGLES BLACK

Item 420812001



FEATURES

Comfortable design • UV-400 • Flexible head strap • Adjustable velcro wrist strap • Adjustable head strap • Polycarbonate anti-fog lens

PALM PROTECTORS

Item 340017002



SIZE **PCS.**

FEATURES

2,5 mm full stretch neoprene • Made with the use of solar power

FLOATABLE GLASSES

| | |
|---------------|-----------|
| Cypris Silver | 426013002 |
| Cypris Black | 426021001 |
| Knox Black | 420810001 |
| Knox Silver | 426013001 |
| Knox White | 420108001 |
| Knox Blue | 420506001 |



FEATURES

Floatable glasses • Comfortable design • UV-400 • Adjustable head strap




BOAT ACCESSORIES



ANCHOR SACK

Item 400014003




FEATURES

Anchor sack is ideal for anchoring PWC's • Durable tri-laminate anchor sack • Up to 14 kg | 35 pounds of rocks/sand • Easy 6 ft | 1,82 m tie-up rope • Acetyl snap hook

EMERGENCY CORD

Item 420021001



FEATURES

Fits almost all boats and PWC's • Coiled cord • Fits almost all boats and PWC's • Padded wrist seal

ANCHOR 0.2KG

Item 400021001



FEATURES

Folding anchor • Including: Bag, float and 4,5 m (15.9 inch) rope and stainless-steel hook • Weight: 0,2 kg • Dimensions: 17 x 15,5 cm | 6.7" x 6.1"

ADDICT SUP BOAT RACK

Item 400019001



FEATURES

Fits 7 / 8", 1" & 1-1 / 4" rails • 061 aluminum alloy • Sandblasted anodized • Heat Press, Die cut, EVA protective foam • Strong shock cords to keep board in place

PWC FENDER

Item 400020001



FEATURES

Constructed of a marine - grade trilaminate cover • Closed-cell foam • Polycarbonate durable grommets at each end • Size: 10" x 3.9" x 2.74" | 26 x 10 x 7 cm

CONTOUR FENDER BLACK

Item 400014005



SIZE

L XL

FEATURES

Constructed of a marine-grade trilaminate cover • Closed-cell foam • Polycarbonate durable grommets at each end • Size L: 24" x 6" x 2" - 1" | 60 x 15 x 6 cm • Size XL: 30" x 6" x 4" | 78 x 15 x 9 cm • 1 piece

PWC SHOCK TUBE

Item 210021001



FEATURES

The shock tube keeps the rope away from your PWC's impeller and protects the passenger from the ski rope kick-back • 48" | 120 cm long shock tube has a nylon protective cover • Run the rope through the middle of the shock tube and attach the rope and shock tube strap to the tow point

WEBBING BUNGEE DOCK TIE

Item 210017035



FEATURES

6 ft • 2,13 m mainline • Stainless steel hooks • Floating mainline • To attach your board to the dock

COLLABORATIONS



BRABUS

Meet one of the boldest collaborations in the history of watersports. Our passion to inspire friends and families and create dashing memories comes together perfectly with the adventurous and luxurious image of BRABUS. Our collections have turned out to be an instant hit which makes us hungry for more.



AXOPAR

A collaboration that allows our company values to flourish in the most inspiring way. The adventurous spirit and innovative drive of Axopar align seamlessly with Jobe's identity. This shared vision has led to the creation of the exclusive Adventure Collection - a lineup designed to elevate on-water experiences through style, performance, and exploration.

Jeep

The collaboration between Jobe and Jeep is a natural fit, merging Jobe's expertise in watersports with Jeep's legacy of rugged adventure. Both brands are synonymous with quality and innovation, creating exceptional experiences for adventurers at heart. Together, they inspire adventurers to push boundaries, whether on water or land.




BRABUS × JOBE

Meet one of the boldest collaborations in the history of watersports. Our passion to inspire friends and families and create dashing memories comes together perfectly with the adventurous and luxurious image of BRABUS. Our collections have turned out to be an instant hit which makes us hungry for more.



BRABUS X JOBE SHADOW 11.6 ADVENTURE SUP PACKAGE

Item 486423005



BOARD TYPE

surf allround touring

FEATURES


5 year warranty • Non-slip EVA foam pattern: 5mm thick soft deckpad for comfortable SUPing, no matter how long your tour is • Lightweight X-dropstitching construction • Stringer on top and bottom for the best stiffness • Waterproof bag which you can secure easy on the SUP • Bungee storage net • Easy-to-carry neoprene handle with paddle holder • Halkey Roberts Valve • Heat bonded technology: better layer quality and lightest construction in the market • 8" EZ lock fin • Nose rocker: 9", Tail rocker: 0" • Recommended rider weight: Up to 150kg | 330 lbs • Board weight: 10,2kg | 22.5 lbs • Package weight: 15,2kg | 33.5lbs • Dimensions: 11'6" x 31" x 6" | 350 x 78,8 x 15cm • Volume: 324 l • Package includes: 11.6 Shadow Paddle Board, 1 big Waterproof backpack with buckles, 1 small drybag with a shoulder strap and buckles, 12v electric pump, Carbon adjustable 3 piece paddle and 10ft / 3,04m coiled leash

BRABUS X JOBE SHADOW SEASCOOTER PACKAGE

Item 281025006



PACKAGE INCLUDES



FEATURES


Always clean the Seascooter and battery with fresh water after use. Read the instructions before use! • Max thrust 15KG Force • 3 speed levels up to: 8,5 Km/h | 5.3 Mp/h | 4.5 knots • Charging time 4,5 hours per battery • Dive up to 30m | 98ft. • GoPro mount on top to capture your underwater experiences • Self floating design • Snorkel set • Temperature limits: min: -10°C | 14°F, max: 45°C | 113°F • Padded bag • Weight: 3,5 kg | 7,7 lbs • Dimensions: 58cm x 24cm x 13cm | 23" x 9" x 8" • Not compatible with 2023 model battery • Run time up to 2 x 37.5 minutes Two Li-ion (29,4V / 8Ah) - Check airline for flights

BRABUS X JOBE SHADOW SCOUT TOWABLE 2P

Item 230223005



PACKAGE INCLUDES




FEATURES

3 year warranty • Max 2 persons • One way Boston valve • Quick connector for easy towing • 4 Handles with neoprene knuckle guards • Double stitched nylon • 420 Denier nylon Cover • 24 Gauge PVC • Dimensions when inflated: 47.3" x 65.7" x 19.7" | 120 x 167 x 50cm • Dimensions when deflated: 72" x 74" | 183 x 188cm • Deck height: 10.6" | 27cm

BRABUS X JOBE SHADOW FRAGMENT VEST MEN

Item 244923012



SIZE S M L XL 2XL+ 3XL+

BRABUS X JOBE SHADOW FRAGMENT VEST WOMEN

Item 244923011



SIZE XS S S+ M M+ L XL 2XL+

FEATURES

50N ISO-certified (buoyancy aid) • Comfort of a non-certified vest • Always a perfect fit: more comfort and safety • Available in plus sizes • Inside pocket with waterproof bag connector cord • Longer fit • Magnetic personalized buckle • Protective zipper flap and cover • Safety D-ring attachment to attach an emergency cord • Separated foam panels for maximum freedom of movement • Soft & flexible supreme stretch fabric • Soft PVC foam • Water drainage system • Strong YKK Zipper



BRABUS X JOBE SHADOW BODYWARMER UNISEX

Item 244924004



SIZE XS S M L XL 2XL+ 3XL+

FEATURES

50N ISO-certified (buoyancy aid) • Comfort and fit of a casual bodywarmer • Magnetic waterproof pockets • Available in plus sizes • Always a perfect fit: more comfort and safety • Front zipper for fast entry • Safety D-ring attachment to attach an emergency cord • Inside pocket with carbine hook (2x) • Strong and light weight nylon • Water drainage system • Strong YKK Zipper

BRABUS X JOBE SHADOW SWIMSHORT MEN

Item 314021001



SIZE S M L XL 2XL

FEATURES

Back pocket with coated zipper closure • Comfortable stretch fabric
Light quick drying fabric • Printed inner short mesh fabric





AXOPAR¹

X

JOBE[★]

A collaboration that allows our company values to flourish in the most inspiring way. The adventurous spirit and innovative drive of Axopar align seamlessly with Jobe's identity. This shared vision has led to the creation of the exclusive Adventure Collection - a lineup designed to elevate on-water experiences through style, performance, and exploration.



ADVENTURE SUP DUNA BOARD 11.6 PACKAGE

Item 486423017



40% CARBON

BOARD TYPE

surf allround touring

FEATURES

5 year warranty • Non-slip EVA foam pattern: 5mm thick soft deckpad for comfortable SUPing, no matter how long your tour is • Lightweight X-dropstitching construction • Stringer on top and bottom for the best stiffness • Waterproof bag which you can secure easy on the SUP • Bungee storage net • Easy-to-carry neoprene handle with paddle holder • Halkey Roberts Valve • Heat bonded technology: better layer quality and lightest construction in the market • 8" EZ lock fin • Paddle 40% carbon • Nose rocker: 9", Tail rocker: 0" • Recommended rider weight: Up to 160kg | 352 lbs • Board weight: 10,2kg | 22.5 lbs • Package weight: 15,2kg | 33.5lbs • Dimensions: 11'6" x 31" x 6" | 350 x 78,8 x 15cm • Volume: 324 l Package contains: Aero Duna SUP Board 11.6, Stream 40 adjustable 3-piece paddle, Nylon backpack, double action pump, Quick Release Waist Belt, 10ft | 3,04m coiled leash

ADVENTURE GAMA INFLATABLE KAYAK PACKAGE

Item 600024004



BUNGEE STORAGE NET



2X 3D MESH SEAT WITH STIFFENING RODS



PVC SIDEWALL AND BOTTOM



MANOEUVRABILITY



STABILITY



SPEED




FEATURES

0.9mm PVC sidewall and bottom • Size: 365x95,5cm | 11'11" length x 37" width • Dropstitched floor with comfortable EVA 3mm deck • Tarpaulin bottom • Neoprene anti scratch panels • 3 Bravohigh pressure valves • 1 EZ-lock click fin • 2x 4-piece Fiberglass paddle with Nylon blade • 2 comfortable seats with velcro fixing system • Hand Pump to Inflate the kayak • Transport nylon carry bag • Back and front PVC splash panels • 1 Bungee rope • 4 Comfortable handles • Drain plug • 2 Pressure release valves • Repair kit • Max. 2 persons

ADVENTURE SEASCOOTER PACKAGE

Item 281024015

PACKAGE INCLUDES



FEATURES

Always clean the Seascooter and battery with fresh water after use. Read the instructions before use! • Pack battery and Seascooter separately when boarding an airplane. Check the manual before boarding an airplane. • Max thrust 9KG Force • 3 speed levels up to: 5 Km/h | 3,1 Mp/h | 2,7 knots • Charging time 4 hours per battery • Dive up to 30m | 98ft. • GoPro mount on top to capture your underwater experiences • Self floating design • Snorkel set Temperature limits: min: -10°C | 14°F, max: 45°C | 113°F Total • Padded bag • Weight: 3,5 kg | 7,7 lbs • Dimensions: 58cm x 24cm x 13cm | 23" x 9" x 8" • Not compatible with 2023 model battery • Run time up to 2 x 37.5 minutes Two Li-ion (25,2V / 5Ah)

ADVENTURE VEST

Item: 244824003

SIZE



FEATURES

50N ISO-certified (buoyancy aid) • Comfortable PVC-foam • Strong & lightweight nylon fabric • Neoprene shoulder straps for extra comfort • Neoprene elastic hem for more comfort and better fit • Adjustable webbing straps: 1,5" | 3,8cm (1x) and 1" | 2,5cm (1x) • Unisex fit • Short fitting for comfort and flexibility • Elastic side panels to make it suitable for double sizing • Strong YKK Buckles & YKK zipper" • Inside pocket with carabine hook (2x)

ADVENTURE DRYBAG

10l 220024001

20l 220024002

40l 220024003



FEATURES

1 handle • 1 shoulder strap • Easy to carry • Ideal for travelling • Keeps your gear dry free of water & dirt

10l: Dimensions: 17,7" x 7,9" | 45 x 20cm

20l: Dimensions: 24,8" x 9,8" | 63 x 25cm

30l: Dimensions: 29,9" x 11,8" | 76 x 30cm

ADVENTURE COOLER BAG

Item 280024003



FEATURES

Waterproof • Floatable • Keeps food and beverages cool up to 48 hours • Waterproof 84D TPU shell • Water- and leakproof zipper • Attachment options to SUP's • Dimensions: 15 x 10 x 17" | 40 x 27 x 44cm | 24 cans




Jeep × JOBE

The collaboration between Jobe and Jeep is a natural fit, merging Jobe's expertise in watersports with Jeep's legacy of rugged adventure. Both brands are synonymous with quality and innovation, creating exceptional experiences for adventurers at heart. Together, they inspire adventurers to push boundaries, whether on water or land.



JEEP SUP BOARD 11.6 PACKAGE

Item 486423016



BOARD TYPE

surf allround touring team


FEATURES

5 year warranty • Non-slip EVA foam pattern: 5mm thick soft deckpad for comfortable SUPing, no matter how long your tour is • Lightweight X-dropstitching construction • Stringer on top and bottom for the best stiffness • Waterproof bag which you can secure easy on the SUP • Bungee storage net • Easy-to-carry neoprene handle with paddle holder • Halkey Roberts Valve • Heat bonded technology: better layer quality and lightest construction in the market • 8" EZ lock fin • Nose rocker: 9", Tail rocker: 0" • Recommended rider weight: Up to 160kg | 352 lbs • Board weight: 10,2kg | 22,5 lbs • Package weight: 15,2kg | 33,5lbs • Dimensions: 11'6" x 31" x 6" | 350 x 78,8 x 15cm • Volume: 324 l Package contains: Jeep SUP Board 11.6, Fiberglass 3-piece paddle, PVC backpack, double action pump, Quick Release Waist Belt, 10ft | 3,04m coiled leash

JEEP SEASCOOTER PACKAGE

Item 281024016

PACKAGE INCLUDES



FEATURES

Always clean the Seascooter and battery with fresh water after use. Read the instructions before use! • Pack battery and Seascooter separately when boarding an airplane. Check the manual before boarding an airplane. • Max thrust 9KG Force • 3 speed levels up to: 5 Km/h | 3,1 Mp/h | 2,7 knots • Charging time 4 hours per battery • Dive up to 30m | 98ft. • GoPro mount on top to capture your underwater experiences • Self floating design • Snorkel set Temperature limits: min: -10°C | 14°F, max: 45°C | 113°F Total • Padded bag • Weight: 3,5 kg | 7,7 lbs • Dimensions: 58cm x 24cm x 13cm | 23" x 9" x 8" • Not compatible with 2023 model battery • Run time up to 2 x 37.5 minutes Two Li-ion (25,2V / 5Ah)



JEEP NEOPRENE VEST MEN

Item: 244924007



SIZE

S M L XL 2XL+

FEATURES

50N ISO-certified (buoyancy aid) • Always a perfect fit: more comfort and safety • Made of 30% based limestone neoprene • Available in plus sizes • Soft PVC foam • Front zipper for fast entry • Soft & flexible neoprene fabric • Short fit for more freedom of movement • Adjustable webbing strap: 1,5" | 3,8cm (2x) • Safety D-ring attachment to attach an emergency cord • Water drainage system • Strong YKK buckle & YKK zipper

JEEP LONG JOHN & JACKET

Item: 303824001



JEEP UNIFY VEST MEN

Item: 244924008



SIZE

S M L XL 2XL+

FEATURES

50N ISO-certified (buoyancy aid) • Comfort of a non-certified vest • Always a perfect fit: more comfort and safety • Available in plus sizes • Soft PVC foam • Front zipper for fast entry • Soft & flexible neoprene fabric • Split foam panels for maximum freedom of movement • Adjustable webbing strap: 1,5" | 3,8cm • Water drainage system • Inside pocket with waterproof bag connector cord • Safety D-ring attachment to attach an emergency cord • Embossed neoprene • 100% limestone based neoprene: lighter, flexible and more durable • Transparent PVC details for a technical look and feel • Split foam panels for maximum freedom of movement • Strong YKK buckle & YKK zipper

FEATURES

Long John: 2 mm full stretch neoprene • Durable flatlock seams • Improved velcro shoulder entry • Breathable back knees • Protective strong knee pads • Large armholes for maximum freedom of movement • Made of 50% based limestone neoprene • Packed in recycled plastic polybag

Jacket: 2 mm full stretch neoprene • Durable flatlock seams • Front zipper for fast entry • Made of 50% based limestone neoprene • Packed in recycled plastic polybag

SIZE

S M L XL 2XL 3XL



JEEP DISCOVER SNEAKER

Item: 594624001




FEATURES

Drain tech outsole: unique water drainage system and extreme breathability • Laminated perforated foam insole for extra comfort and extreme breathability • Flat outsole design for extra board contact and response with extreme, non skid mark, grip pattern • Upper stitched to outsole for extra durability • Lightweight quick drying upper fabric • Elastic laces for easy slip-on and ergonomic fit • Neoprene cuff for comfortable wearing when wet.

SIZE US 5 6 7 7.5 8 8.5 9 9.5 10 11

SIZE EU 36 37 38 39 40 41 42 43 44 45



JEEP SWIMSHORT MEN

Item: 314024001



SIZE S M L XL 2XL

FEATURES

Back pocket with coated zipper closure • Comfortable stretch fabric • Light quick drying fabric • Printed inner short mesh fabric

JEEP SWIMSHORT WOMEN

Item: 314124001



SIZE XS S M L XL

FEATURES

Light quick drying fabric • Draw cord • Comfortable stretch fabric



RENTAL





MENTAL MULTI RIDER

MORE THAN 15 M.P.H./24 KM.P.H., RIDERS TO WEAR BUOYANCY JACKETS
À UNE VITESSE PLUS QUE 15 M.P.H./24 KM.P.H., UNE GILET DE FLOTTEMENT EST OBLIGATOIRE

JOBET



RENTAL HOTSEAT TOWABLE 1P

Item 442321001

FEATURES

Three-double-stitched • Max 1 person • 4 neoprene pads for elbow protection • Boston Valve • Quick connector for easy towing • 4 Reinforced handles with neoprene knuckle guards • Double nylon cover 840 + 420 denier • 0,85 mm | 34 Gauge PVC - K80 • Dimensions when deflated: Ø 54" | Ø 137cm



RENTAL AIRSTREAM TOWABLE 4P

Item 442321003

FEATURES

Three-double-stitched • Max 4 persons • Boston Valve • Quick connector for easy towing • 8 Reinforced handles with neoprene knuckle guards • 4 webbing handles • Strong and fast tarpaulin bottom saves fuel for your boat • Neoprene seat pad • Double nylon cover 840 + 840 denier • 0,9 mm | 36 Gauge PVC - K80 • Dimensions when deflated: 90.5" x 88" | 230 x 244 cm



RENTAL SHIELD TOWABLE 4P

Item 442321002

FEATURES

Three-double-stitched • Max 4 persons • Boston Valve • Quick connector for easy towing • 8 Reinforced handles with neoprene knuckle guards • 14 webbing handles (12 in the middle) • Strong and fast tarpaulin bottom saves fuel for your boat • Neoprene seat pad • Double nylon cover 840 + 840 denier • 0,9 mm / 36 Gauge PVC - K80 • Dimensions when deflated: Ø 92.5" / Ø 235 cm



RENTAL MULTIRIDER 6P

Item 443221001

FEATURES

Thickness PVC: 0.9 mm • Max 6 persons towable • Double tow point • Halkey Roberts valve • Extra-long nose and reinforced side floats for more stability • Airtight and extra durable thermo bonded seams • Protecting rub strake under floats and main chamber • Designed for minimal resistance • Repair kit and pump included • Deflated size: 215" x 51" | 548 x 130 cm



RENTAL MULTIRIDER 8P

Item 443221002

FEATURES

Extra long nose and reinforced side floats for more stability • Airtight and extra durable thermal bonded seams • Protecting rub strake under floats and main chamber • Halkey Roberts Valve • Max 8 persons • Double tow points for less stress on the towable • Repair kit and pump included • 0,9 mm / 36 Gauge PVC - K80 • Dimensions when deflated: 263" x 51", 668 x 130 cm



RENTAL MULTIRIDER 10P

Item 443221003

FEATURES

Extra long nose and reinforced side floats for more stability • Airtight and extra durable thermal bonded seams • Protecting rub strake under floats and main chamber • Halkey Roberts Valve • Max 10 persons • Double tow points for less stress on the towable • Repair kit and pump included • 0,9 mm / 36 Gauge PVC - K80 • Dimensions when deflated: 310" x 51", 788 x 130 cm




RENTAL MULTIRIDER 10P DOUBLE

Item 443221004

FEATURES

Extra long nose and reinforced side floats for more stability • Airtight and extra durable thermal bonded seams • Protecting rub strake under floats and main chamber • Halkey Roberts Valve • Max 10 persons • Double tow points for less stress on the towable • Repair kit and pump included • 0,9 mm / 36 Gauge PVC - K80 • Dimensions when deflated: 192" x 90.5", 488 x 230 cm

IMPROVED



RENTAL SONAR TOWABLE 4P

Item 442326001

FEATURES

4 months warranty • Max 4 persons • Trademarked innovation • Improved webbing tow points • Durable and super fast • Increased stability and fast planing • 0,9 mm / 1000 denier inner • 1680 denier cover • Halkey Roberts pressure release valve • 2,75 PSI • Strong and fast tarpaulin bottom saves fuel for your boat




RENTAL SONAR TOWABLE 6P

Item 442321007

FEATURES

Three-double-stitched • Max 6 persons • Boston Valve • 4 Webbing tow points • 12 reinforced handles with neoprene knuckle guards • 2 neoprene handles • Strong and fast tarpaulin bottom saves fuel for your boat • Neoprene seat pad • Single 840 Denier nylon cover for backrest • Double nylon cover 840 + 840 denier • 0,9 mm / 36 Gauge PVC - K80 • Dimensions when deflated: 155" x 96" | 395 x 244 cm

IMPROVED



RENTAL SIGMA TOWABLE 6P

Item 442326002

FEATURES

4 months warranty • Max 6 persons • Trademarked innovation • Improved webbing tow points • Durable and super fast • Increased stability and fast planing • 0,9 mm / 1000 denier inner • 1680 denier cover • Halkey Roberts pressure release valve • 2,75 PSI • Strong and fast tarpaulin bottom saves fuel for your boat



RENTAL VEST RED

Item 442421001 | 442424001



SIZE



FEATURES

50N ISO-certified (buoyancy aid) • Always a perfect fit: more comfort and safety • Lightweight EPE-foam • Colored webbing straps for size indication • Adjustable webbing strap: 1.5" | 3,8 cm (3x) • Water drainage system • Unisex fit • Strong YKK Buckles • Strong & lightweight 600 denier polyester fabric • Extra 200 denier nylon layer inside vest for soft & comfortable feeling

RENTAL VEST ORANGE BLUE

Item 442421002



SIZE



FEATURES

50N ISO-certified (buoyancy aid) • Always a perfect fit: more comfort and safety • Lightweight EPE-foam • Embroidery webbing straps for size indication • Adjustable webbing strap: 1.5" | 3,8 cm (3x) • Water drainage system • Unisex fit • Strong YKK Buckles • Strong & lightweight 600 denier polyester fabric • Extra 200 denier nylon layer inside vest for soft & comfortable feeling

RENTAL VEST ORANGE SHORT

Item 442423001



SIZE



FEATURES

50N ISO-certified (buoyancy aid) • Lightweight EPE foam • Side zipper for fast entry • 400D Nylon fabric for quick and easy dry • Big armholes for freedom of movement • Short fitting for more comfort and flexibility • Integrated adjustable webbing strap 1.5" | 3,8 cm • Strong YKK buckle & YKK zipper



RENTAL SHORTY 2.5|2MM

Item 443019030



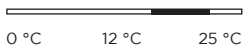
SIZE

| | | | |
|-----|----|-----|-----|
| 2XS | XS | S | M |
| L | XL | 2XL | 3XL |

STRETCH



WATER TEMPERATURE



FEATURES

Glued & blind stitched seams: no water entry through seams • Colored print for size indication • 2,5 mm neoprene on chest & back, 2 mm on other panels • Regular stretch neoprene • Durable flatlock seams • Strengthening tape inside • Back zipper for fast entry • Protective strong fabric at hips & legs • Unisex fit

RENTAL FULLSUIT 3|2.5MM & 5|3MM

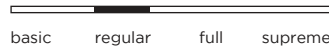
3|2,5mm 443019010 5|3mm 443019000



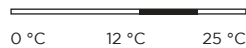
SIZE

| | | | |
|-----|----|-----|-----|
| 2XS | XS | S | M |
| L | XL | 2XL | 3XL |

STRETCH



WATER TEMPERATURE




FEATURES

Colored print for size indication • Durable flatlock seams • Strengthening tape inside • Back zipper for fast entry • Protective strong fabric at hips & legs • Unisex fit
3|2.5MM: 3 mm neoprene on chest & back, 2,5 mm on other panels • Regular stretch neoprene
5|3MM: 5 mm neoprene on chest & back, 3 mm on other panels • Regular stretch neoprene

RENTAL FULLSUIT 5|3MM YOUTH

Item 443019040



SIZE

| | | | |
|-----|----|-----|-----|
| 2XS | XS | S | M |
| L | XL | 2XL | 3XL |

STRETCH



WATER TEMPERATURE



FEATURES

Glued & blind stitched seams: no water entry through seams • Colored print for size indication • Regular stretch neoprene • 5 mm neoprene on chest & back, 3 mm on other panels • Strengthening tape inside • Back zipper for fast entry • Unisex fit • Slant ankle opening for easy entry • Protective strong fabric at hips & legs

RENTAL WAKEBOARD

Item 442721001



SIZE

136

140

144

FEATURES

Full wood durable core • ABS protecting sidewalls • High press fiberglass molded • Controlled Flex construction • Continuous rocker for smooth and easy handling • Deep grooved channels for traction and control • Triaxial fiber layup • Tip and tail channels for controlled start and handling in the water • a board for easy and fast progression • Color indicates size

RENTAL WAKEBOARD BINDINGS

Item 443921001



SIZE

S

M


L

FEATURES

Comfortable ergonomic footbed • Soft heel pads for proper foot placement • Soft and comfortable foam inner liner • Durable EVA foam heel • Stretchy flex panels to control your ride • User friendly velcro straps for fast entry • With stiff plates to protect the base plate from breaking and add response to the bindings

RENTAL SOFTSHELL HELMET ORANGE

Item 443721001



SIZE

S

M

L

FEATURES

Not certified by CE as protective device • EVA webbing reinforcements • Neoprene chin protector • Clear size indication

RENTAL HARDSHELL HELMET ORANGE

Item 443721002



SIZE

XS

S

M

L

XL

FEATURES

Adjustable chin strap • Protective ear pads • Dual density ring liner • Soft and comfortable fit • Lightweight helmet

RENTAL COMBO SKIS ADULT

Item 442021001



SIZE 67"

FEATURES

High press fiberglass molded • Extra strong rubber on the binding • Width of the nose and tail gives you more stability • 3 cm flat fin gives you control • H.I.T. base for extra durability • The replaceable bumpers on the nose and tail make this ski more durable

RENTAL SQUEEZE HEEL

Item 443522001



FEATURES

Binding size: USA 6-14 | EU 36-47

RENTAL PADDLE

Item 444821001

150 cm

Item 444821002

210 cm



SIZE 59" 82.7"

FEATURES

Length: 59" | 150 cm • Blade angle: 9° • Blade surface: 84 in² • Comfortable fiberglass T-grip • Fiberglass shaft with excellent flex/weight ratio • Length: 13.6" | 34,5 cm • Plastic blade • Weight: 780 g | 1,71 lbs • Weight: 900 g | 1,98 lbs Length: 82.7" | 210 cm • Blade width: 8" | 203 mm • Blade surface: 91 in² • Blade angle: 9° • Plastic blade • Fiberglass shaft with excellent flex/weight ratio • Comfortable fiberglass T-grip • Weight: 780 g | 1.71 lbs • Weight: 1 kg | 2.2 lbs



HOW TO MEASURE

1. CHEST

Place the tape under your arms. Measure the chest at the widest part.

2. WAIST

Measure around the narrowest part of your waist.

3. HIP

Measure around the widest part of your hips.

4. LENGTH

Measure from head to toe.

5. BODY LENGTH

Measure from the shoulder down.

MEN VESTS

| SIZE | Vests (Certified 50N) | | | |
|------|-----------------------|------------|-----------------------|------------|
| | (Athletic fit) | | (+ Sizes Leisure Fit) | |
| | Chest (cm) | Waist (cm) | Chest (cm) | Waist (cm) |
| XS | 90 - 94 | 80 - 84 | - | - |
| S | 94 - 98 | 84 - 88 | - | - |
| M | 98 - 102 | 88 - 92 | - | - |
| L | 102 - 106 | 92 - 96 | - | - |
| XL | 106 - 110 | 96 - 100 | - | - |
| XL+ | - | - | 106 - 112 | 96 - 104 |
| 2XL+ | - | - | 112 - 118 | 104 - 112 |
| 3XL+ | - | - | 118 - 124 | 112 - 120 |
| 4XL+ | - | - | 124 - 130 | 120 - 128 |
| 5XL+ | - | - | 130 - 136 | 128 - 136 |

WOMEN VESTS

| SIZE | Vests (Certified 50N) | |
|------|-----------------------|------------|
| | Chest (cm) | Waist (cm) |
| XS | 82 - 86 | 65 - 69 |
| S | 86 - 90 | 70 - 74 |
| S+ | 90 - 94 | 74 - 78 |
| M | 94 - 98 | 78 - 82 |
| M+ | 98 - 102 | 83 - 87 |
| L | 102 - 106 | 87 - 92 |
| XL | 107 - 113 | 93 - 99 |
| 2XL | 113 - 119 | 99 - 105 |
| 3XL | 119 - 125 | 106 - 112 |

WOMEN WETSUITS & RASHGUARD

| SIZE | Chest (cm) | Waist (cm) | Hip (cm) | Length (cm) |
|------|------------|------------|-----------|-------------|
| XS | 84 - 88 | 68 - 72 | 90 - 94 | 165 - 171 |
| S | 88 - 92 | 72 - 76 | 94 - 98 | 167 - 173 |
| M | 93 - 99 | 77 - 83 | 99 - 105 | 169 - 175 |
| L | 99 - 105 | 83 - 89 | 105 - 111 | 171 - 177 |
| XL | 105 - 111 | 89 - 95 | 111 - 117 | 173 - 179 |
| 2XL | 111 - 117 | 95 - 101 | 117 - 123 | 175 - 181 |

MEN WETSUITS & RASHGUARD

| SIZE | Chest (cm) | Waist (cm) | Hip (cm) | Length (cm) |
|------|------------|------------|-----------|-------------|
| XS | 90 - 94 | 80 - 84 | 90 - 94 | 173 - 179 |
| S | 94 - 98 | 84 - 88 | 94 - 98 | 175 - 181 |
| M | 98 - 102 | 88 - 92 | 98 - 102 | 177 - 183 |
| MT | 98 - 102 | 88 - 92 | 98 - 102 | 179 - 185 |
| L | 102 - 106 | 92 - 96 | 102 - 106 | 179 - 185 |
| LT | 102 - 106 | 92 - 96 | 102 - 106 | 181 - 187 |
| XL | 106 - 110 | 96 - 100 | 106 - 110 | 181 - 187 |
| 2XL | 111 - 117 | 101 - 107 | 111 - 117 | 183 - 189 |
| 3XL | 117 - 123 | 107 - 113 | 117 - 123 | 185 - 191 |
| 4XL | 123 - 129 | 113 - 119 | 123 - 129 | 187 - 193 |

UNISEX VESTS

| SIZE | Easy Boating Vest (Certified 100N) | |
|------|------------------------------------|-------------|
| | Chest (cm) | Weight (kg) |
| S/M | 76 - 114 | 50 - 60 |
| L/XL | 114 - 152 | >60 |

| SIZE | Comfort Boating Vest (Certified 100N) | |
|------|---------------------------------------|-------------|
| | Chest (cm) | Weight (kg) |
| S | 70 - 90 | 40 - 60 |
| M | 80 - 95 | 60 - 70 |
| L | 90 - 115 | 70 - 90 |
| XL | > 115 | > 90 |

| SIZE | 4 Buckle Vest (Certified 50N) | |
|------|-------------------------------|------------|
| | Chest (cm) | Waist (cm) |
| XS | 89 - 95 | 79 - 85 |
| S | 93 - 99 | 83 - 89 |
| M | 97 - 103 | 87 - 93 |
| L | 101 - 107 | 91 - 97 |
| XL | 105 - 113 | 95 - 103 |
| 2XL | 111 - 119 | 101 - 109 |
| 3XL | 117 - 125 | 107 - 115 |
| 4XL | 123 - 131 | 113 - 121 |

| SIZE | Dual Vest (Certified 50N) | |
|---------|---------------------------|------------|
| | Chest (cm) | Waist (cm) |
| S/M | 94 - 102 | 84 - 92 |
| L/XL | 102 - 110 | 92 - 100 |
| 2XL/3XL | 110 - 118 | 100 - 108 |
| 4XL/5XL | 118 - 128 | 108 - 118 |

| SIZE | Universal Vest (Certified 50N) | |
|------|--------------------------------|------------|
| | Chest (cm) | Waist (cm) |
| UNI | 85 - 125 | 75 - 115 |

KIDS WETSUITS

| SIZE | Chest (cm) | Waist (cm) | Hip (cm) | Length (cm) |
|------|------------|------------|----------|-------------|
| 104 | 54 - 57 | 48 - 52 | 49 - 55 | ≤104 |
| 116 | 57 - 60 | 52 - 56 | 55 - 61 | ≤116 |
| 128 | 60 - 64 | 56 - 59 | 61 - 67 | ≤128 |
| 140 | 64 - 69 | 59 - 64 | 64 - 73 | ≤140 |
| 152 | 69 - 76 | 64 - 69 | 73 - 79 | ≤152 |
| 164 | 76 - 82 | 69 - 74 | 79 - 85 | ≤164 |
| 176 | 82 - 89 | 74 - 78 | 85 - 91 | ≤176 |

KIDS VESTS

| SIZE | Neo Youth Vest (Certified 50N) | |
|------|--------------------------------|------------|
| | Chest (cm) | Waist (cm) |
| 116 | 57 - 60 | 52 - 56 |
| 128 | 60 - 64 | 56 - 59 |
| 140 | 64 - 69 | 59 - 64 |
| 152 | 69 - 76 | 64 - 69 |
| 164 | 76 - 82 | 69 - 74 |
| 176 | 82 - 89 | 74 - 78 |

| SIZE | Nylon Vest Youth (Certified 50N) | |
|------|----------------------------------|------------|
| | Chest (cm) | Waist (cm) |
| UNI | 60 - 70 | 56 - 64 |

| SIZE | Neo Safety Youth Vest (Certified 100N) | |
|---------------|--|-------------|
| | Chest (cm) | Weight (kg) |
| XS/S (Infant) | 40 - 50 | <20 |
| M/L (Child) | 50 - 60 | 20 - 30 |

| SIZE | Comfort Boating Vest Youth (Certified 100N) | |
|---------|---|-------------|
| | Chest (cm) | Weight (kg) |
| 4XS | <57 | 3 - 10 |
| 3XS/2XS | <57 | 10 - 15 |
| XS/S | 57 - 65 | 15 - 20 |
| M/L | 60 - 70 | 20 - 30 |

KIDS RASHGUARDS

| SIZE | Chest (cm) | Waist (cm) | Hip (cm) | Length (cm) |
|-------|------------|------------|----------|---------------|
| 0/1 | 44 - 50 | 41 - 47 | 40 - 48 | </> 74 - 80 |
| 2/4 | 50 - 58 | 47 - 53 | 48 - 55 | </> 98 - 104 |
| 6/8 | 58 - 63 | 53 - 59 | 55 - 67 | </> 116 - 128 |
| 10/12 | 63 - 76 | 59 - 69 | 67 - 79 | </> 140 - 152 |
| 14/16 | 76 - 89 | 69 - 78 | 79 - 91 | </> 164 - 176 |

UNISEX SHIRTS

| SIZE | Chest (cm) | Body length (cm) |
|------|------------|------------------|
| XS | 82 - 88 | 66 |
| S | 88 - 94 | 69 |
| M | 94 - 100 | 72 |
| L | 100 - 106 | 74 |
| XL | 106 - 110 | 76 |
| 2XL | 110 - 116 | 78 |

KIDS SHIRTS

| SIZE | Chest (cm) | Body length (cm) |
|---------|------------|------------------|
| 98/104 | 53 - 57 | 42 |
| 110/116 | 57 - 61 | 46 |
| 122/128 | 61 - 67 | 51,5 |
| 134/140 | 67 - 75 | 57,5 |
| 152/164 | 75 - 82 | 62,5 |

PET VEST (NON CERTIFIED)

| SIZE | Chest Girth (cm) | Length (cm) |
|------|------------------|-------------|
| XS | < 35 | 16 |
| S | 50 | 22 |
| M | 60 | 30 |
| L | 70 | 38 |
| XL | 80 | 48 |

COMBO SKIS

| Length | Weight (kg) | Weight (lbs) | Binding Size (EU) | Binding Size (US) |
|--------|-------------|--------------|-------------------|-------------------|
| 59" | up to 55 | up to 130 | 32 - 40 | 1 - 6 |
| 65" | 50 and up | 110,2 and up | 36 - 47 | 5,5 - 14 |

TRAINERS

| Length | Hemi Trainers, Buzz Trainers | | | |
|--------|------------------------------|--------------|-------------------|-------------------|
| | Weight (kg) | Weight (lbs) | Binding Size (EU) | Binding Size (US) |
| 46" | up to 45 | | <36 | <4,5 |

HELMETS

| SIZE | Victor (cm) | Base (cm) |
|------|-------------|-----------|
| XS | - | 52 - 53 |
| S | 53 - 54 | 54 - 55 |
| M | 55 - 56 | 56 - 57 |
| L | 57 - 58 | 58 - 59 |
| X | 59 - 60 | 60 - 61 |

SLALOM SKI BINDINGS

| | Focus | Standard | Xlarge |
|--|---------|-----------|-------------------|
| | US | 6,5 - 8,5 | 09 - 14 |
| | EU | 38,5 - 42 | 43 - 48 |
| | Comfort | | |
| | US | 5 - 8 | 8 - 11 11 - 14 |
| | EU | 35 - 39 | 40 - 44 45 - 48,5 |
| | Direct | | |
| | US | 5 - 12 | |
| | EU | 35 - 47 | |

GLOVES

| SIZE | Hand (cm) |
|------|-----------|
| XS | 17 - 20 |
| S | 18 - 21 |
| M | 19 - 22,5 |
| L | 20 - 24 |
| XL | 21 - 25 |
| 2XL | 22 - 26 |



SHOES KIDS

| SIZE | Aqua Shoes Youth | | H2O Shoes Youth | |
|------|------------------|----------------|-----------------|----------------|
| | EU • US | Length | EU • US | Length |
| XS | 29 • 7,5-8 | 17,5 cm • 6,9" | 29 • 7,5-8 | 16 cm • 6,3" |
| S | 31 • 9-10 | 19,1 cm • 7,5" | 31 • 9-10 | 17 cm • 6,7" |
| M | 32 • 10,5-11 | 19,9 cm • 7,9" | 32 • 10,5-11 | 18 cm • 7,1" |
| L | 33 • 11,5-12 | 20,7 cm • 8,3" | 33 • 11,5-12 | 20 cm • 7,9" |
| XL | 34 • 12,5-13 | 21,5 cm • 8,7" | 34 • 12,5-13 | 20,4 cm • 8,1" |

WAKEBOARD BINDINGS

| | Ripper |
|--------------------|---|
| Host/Republik/Unit | US K12,5/2,5 / EU 30-34 |
| Maze | US 3 - 6 / EU 35 - 39 US 7 - 10 / EU 40 - 44 US 10 - 12 / EU 44 - 47 |
| Nitro/Charge | - US 7 - 11 / EU 40 - 46 - |
| Jinx | US 7 - 8 / EU 40 - 41 US 8 - 9,5 / EU 42 - 43 US 10 - 11 / EU 44 - 45 |
| | US 3 - 7 / EU 33 - 39 - - |

SHOES ADULT

| US | Aqua Shoes Adult | | | H2O Shoes | | | Neoprene Boots | | |
|----|------------------|-------------|--|-----------|---------|-------------|----------------|---------|-------------|
| | EU | Length (cm) | | US | EU | Length (cm) | US | EU | Length (cm) |
| 3 | 35 | 22,3 | | 3 | 35 | 21,8 | 5 | 36 | 23 |
| 4 | 36 | 23,1 | | 4 | 36 | 22,6 | 6 | 37/38 | 24 |
| 5 | 37 | 23,9 | | 5 | 37 | 23,5 | 7 | 39 | 25 |
| 6 | 38 - 39 | 24,7 | | 6 | 38 - 39 | 24,2 | 8 | 40 - 41 | 26 |
| 7 | 40 - 41 | 25,5 | | 7 | 40 - 41 | 25,2 | 9 | 42 | 27 |
| 8 | 42 | 26,3 | | 8 | 42 | 25,8 | 10 | 43 - 44 | 28 |
| 9 | 43 | 27,1 | | 9 | 43 | 26,7 | 11 | 45 | 29 |
| 10 | 44 | 27,9 | | 10 | 44 | 27,5 | 12 | 46/47 | 30 |
| 11 | 45 | 28,7 | | 11 | 45 | 28,2 | | | |
| 12 | 46 - 47 | 29,5 | | 12 | 46 - 47 | 29 | | | |

DISCOVER SNEAKERS

| US | 5 | 6 | 7 | 7,5 | 8 | 8,5 | 9,5 | 10 | 11 | |
|----------------------|-------|-------|------|-------|-------|------|-------|-------|-------|-------|
| EU | 36 | 37 | 38 | 39 | 40 | 41 | 42 | 43 | 44 | 45 |
| UK | 4,5 | 5,5 | 6,5 | 7 | 7,5 | 8 | 8,5 | 9 | 9,5 | 10 |
| inside cm +/- 0,5 cm | 23,46 | 24,13 | 24,8 | 25,46 | 26,13 | 26,8 | 27,46 | 28,13 | 28,88 | 29,46 |

DISCOVER SLIP-ON & SLIDE SANDAL

| US | 5,5 | 6 | 6,5/7 | 7,5 | 8 | 8,5 | 9,5 | 10 | 11 |
|----------------------|------|-------|-------|-------|-------|------|-------|-------|-------|
| EU | 37 | 38 | 39 | 40 | 41 | 42 | 43 | 44 | 45 |
| UK | 5 | 5,5 | 6 | 6,5 | 7 | 7,5 | 8,5 | 9 | 10 |
| inside cm +/- 0,5 cm | 23,3 | 23,96 | 24,63 | 25,36 | 26,03 | 26,7 | 27,36 | 28,03 | 28,69 |

MORE THAN 50 YEARS OF MAKING JOB MOMENTS

Since our humble beginnings in 1974, we have evolved into one of the leading brands in the global watersports community. Our success over the past 50 years is a testament to your endless support and loyalty.

As we celebrate this milestone, we look forward to creating many more unforgettable #Jobemoments together in the years to come!



**GETS
YOU ON
THE WATER**

***JOBEI* **



JOBE 
GETS YOU ON THE WATER

#JOBEMOMENTS



www.jobesports.com

